R.F. SHORT BASE PENTODES

INDIRECTLY HEATED

Z759
Z359

AUGUST, 1955

A high slope valve primarily designed for use as a video amplifier and for wide-band amplifiers.

BASE CONNECTIONS AND VALVE DIMENSIONS

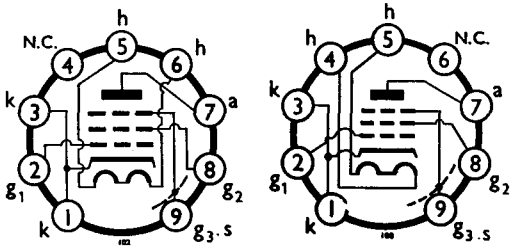

Z759 Z359

View from underside of base.

Base : B9A
Bulb : Tubular

Overall length :	49—55	mm.
Seated length :	43—49	mm.
Diameter :	22 max.	mm.

HEATERS

	Z759	Z359	
V_h	6·3	12·6	V
I_h	0·6	0·3	A

MAXIMUM RATING (design centre)

V_a	300	V
V_{g2}	250	V
$V_{h\text{-}k\ pk}$	150	V
p_a	5	W
p_{g2}	1·5	W

CHARACTERISTICS

V_a	250	V
V_{g2}	250	V
I_a	20	mA
I_{g2}	5·25	mA
V_{g1}	—2	V
g_m	15	mA/V
r_a	0·5	MΩ

CAPACITANCES (of cold screened valve)

$c_{g1\text{-}a}$ 0·007 pF c_{in} 13 pF c_{out} 2·5 pF

MOUNTING

Any position.

SCREENING

A separate external screening canister should be used.

RETAINING

The use of a retaining device is recommended.

VENTILATION

Free air circulation around the bulb is preferable. If a retaining device in the form of a canister is used the surfaces should be blackened. The temperature of the hottest part of the bulb must not exceed 250°C.

MICROPHONY

This type is free from microphony in most applications, but checks should be made under maximum gain conditions of the equipment.

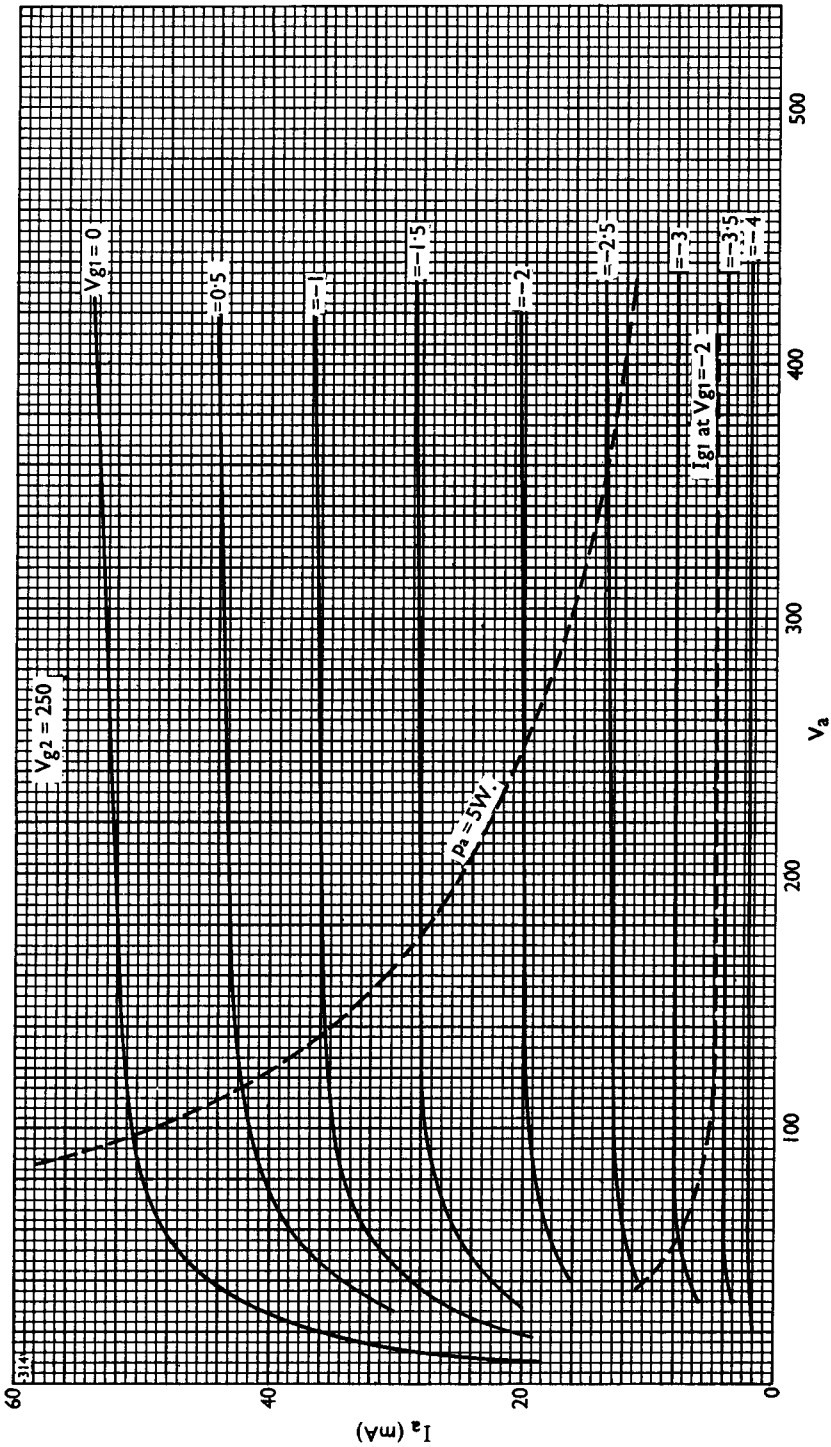
Vg1 = 0
=0·5
=−1
=−1·5
=−2
=−2·5
=−3
=−3·5
=−4
Ig1 at Vg1 = −2
Vg2 = 250
Pa = 5W.
Ia (mA)
Va
0
20
40
60
100
200
300
400
500
314

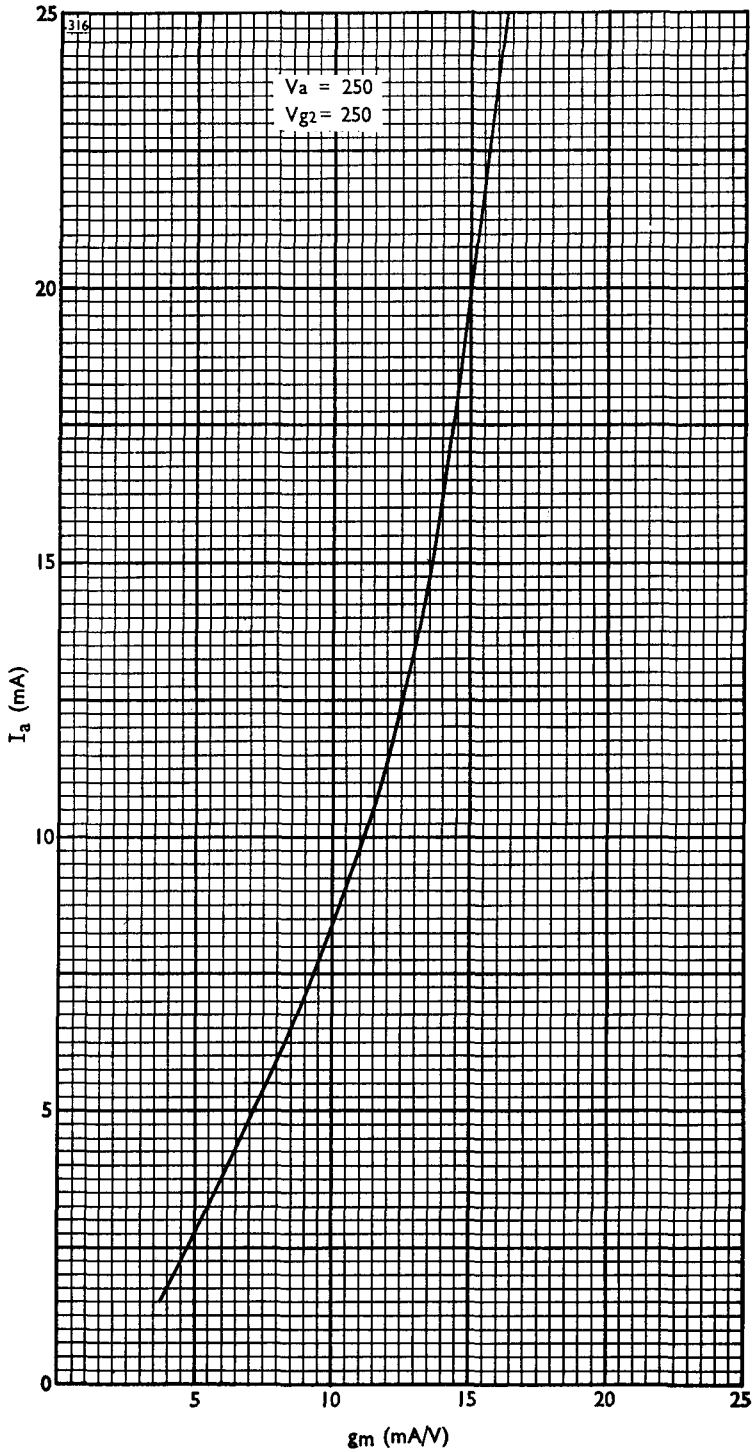
316
Va = 250
Vg2 = 250
Ia (mA)
gm (mA/V)
0
5
10
15
20
25

Z759 Z359

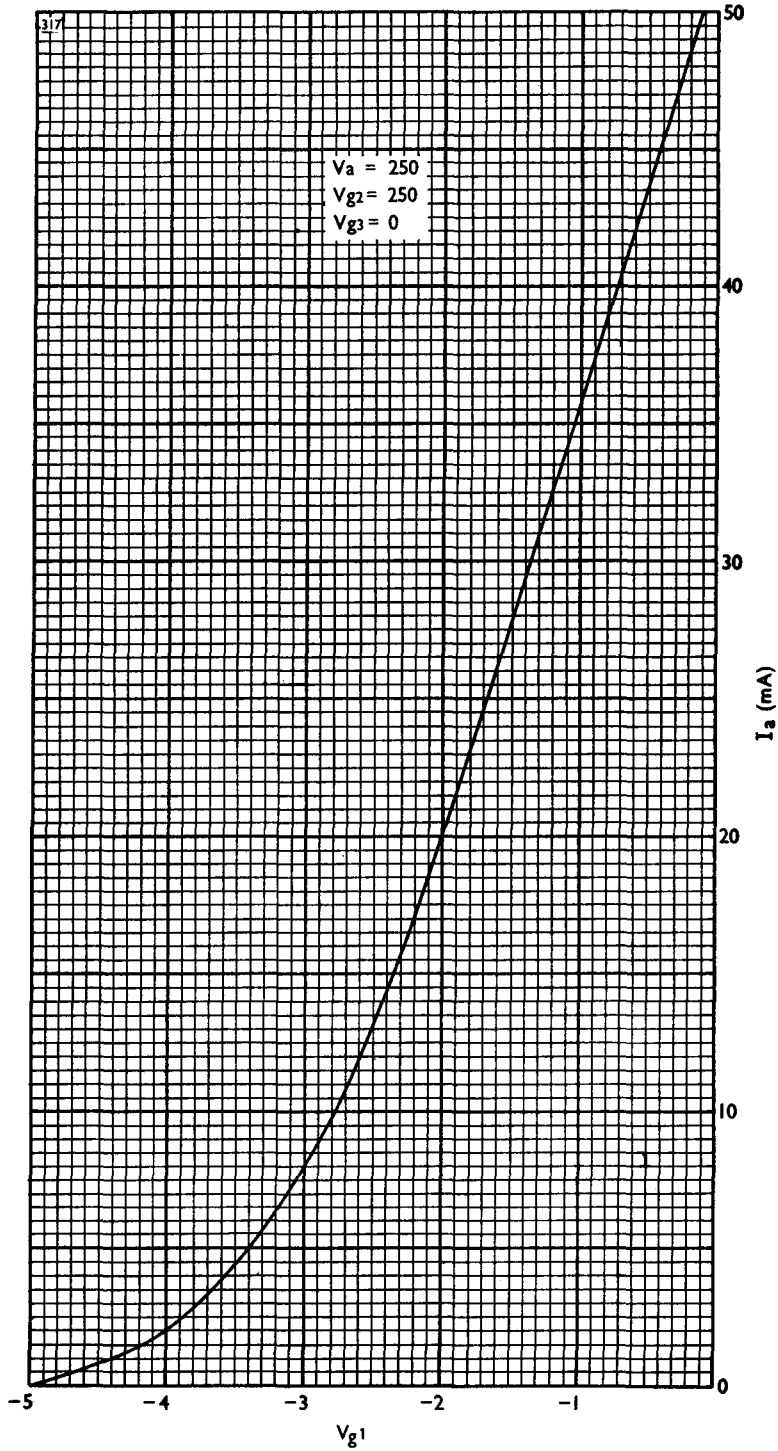

Printed in England. C.