Low Voltage 10-way Trochotron Beam Switching Tube

VS10K

Cathode		Indirectly heated
Heater	Vh	6·3 V
	Ih	0·5 A

Limit Ratings

Maximum heater to cathode voltage	± 75 V
Maximum spade to cathode voltage (V_S max.)	32 V
Minimum spade to cathode voltage (V_S min.)	28 V
Maximum target to cathode voltage (V_T max.)	150 V
Minimum target to cathode voltage (V_T min.)	14 V
Minimum switching-grid to cathode voltage (V_{SG} min.)	15 V
Minimum spade resistor $V_S = 28$ V	100 kΩ
Maximum spade resistor $V_S = 28$ V	150 kΩ

Characteristics ($V_S = 30$ V, $R_S = 150$ kΩ)

Holding spade current	400 μA nom.
Target current	1·7 mA nom.

Recommended Operating Conditions (for counting up to 1 Mc/S)

V_S	30 V
R_S	150 kΩ ± 10%

(Each spade must be connected to a separate spade resistor with not more than ½″ (10 mm) of connecting lead).

V_T	30 V
R_T	6·8 kΩ

(Any number of targets may be taken to a common target resistor).

V_{SG}	15 V
V_{SG} pulse amplitude	−17 V
t pulse	0·5 μS
R_{SG}	47 kΩ
C input coupling	330 pF

VS10K

Low Voltage 10-way Trochotron Beam Switching Tube

Mechanical Data

Mounting position	Any: providing that the tube is kept at least 2″ from any magnetic material or 4″ from a similar tube, a strong magnet or a mu-metal screen.
Weight	220 g
Base	B26A
Sockets	B26A or B27A

Base Connections
(underside view)

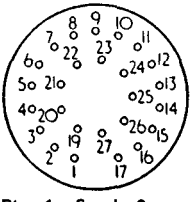

Pin 1 Spade 0
2 Target 9
3 Target 8
4 Odd Switching grids
5 Target 7
6 Spade 7
7 Target 6
8 Target 5
9 Spade 5
10 Target 4
11 Do not connect
12 Target 3
13 Target 2
14 Spade 2
15 Target 1
16 Even Switching grids
17 Target 0
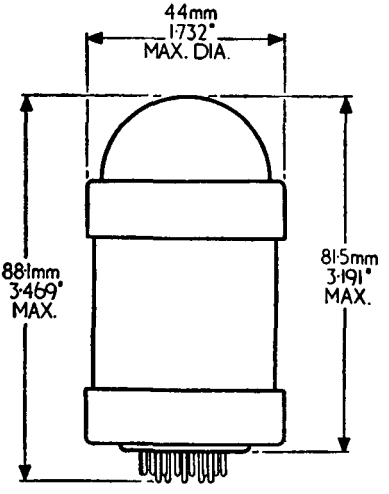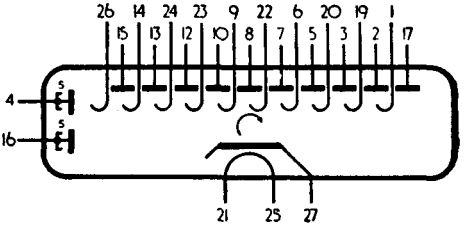
19 Spade 9
20 Spade 8
21 Heater
22 Spade 6
23 Spade 4
24 Spade 3
25 Heater
26 Spade 1
27 Cathode