PHILIPS

UY 41
UY 42

High-vacuum HALF-WAVE RECTIFIERS
REDRESSEURS MONOPLAQUE à vide poussé
Hochvakuum EINWEGGLEICHRICHTER

Heating : indirect by A.C. or D.C.; series supply
Chauffage : indirect par C.A. ou C.C.; alimentation- série
Heizung : indirekt durch Wechsel- oder Gleichstrom; Serien-speisung

V_f = 31 V
I_f = 100 mA

Base, culot, Sockel: RIMLOCK

Overall length: 67 mm
See pages 203 and 252

Hauteur totale: 67 mm
Voir pages203 et 252

Gesamthöhe : 67 mm
Siehe S. 203 und 252

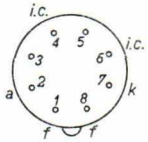

Operating characteristics
Caractéristiques d'utilisation
Betriebsdaten

V_i	=	110	127	220	250	V_{eff}
I_o	=	100	100	100	100	mA
Cfilt	=	50	50	50	50	µF
R_t	=	0	0	160	210	Ω
V_o	=	113	135	188	205	V

Limiting values
Caractéristiques limites
Grenzdaten

V_{inv_p}	= max.	700	V
I_o	= max.	100	mA
I_{ap}	= max.	600	mA
V_{kf_p} (k pos.,f neg.)	= max.	550	V

V_i	=	110	127	220	250	V
R_t	=min.	0	0	160	210	Ω

PHILIPS

UY 41
UY 42

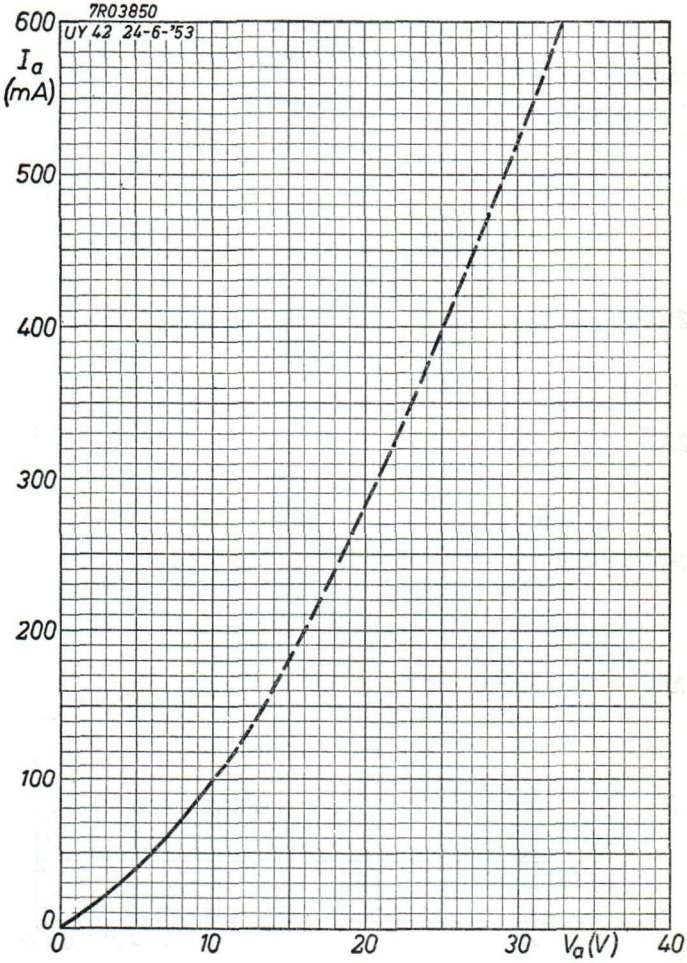

12.12.1953

A

UY 41
UY 42

PHILIPS

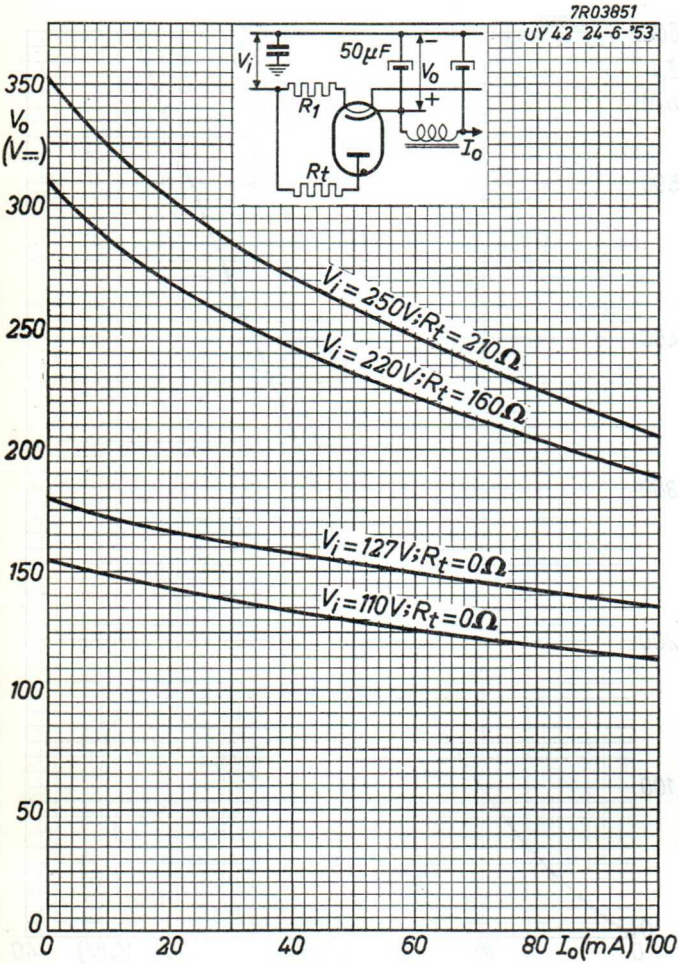

B