HIGH VOLTAGE

HALF-WAVE RECTIFIER

6·3V INDIRECTLY HEATED

ISSUE 1

PROVISIONAL

U45

AUGUST 1955

A high voltage vacuum rectifier with an indirectly heated cathode. It is suitable for providing HT power for cathode ray tubes from an RF source or by rectification of the flyback voltage.

BASE CONNECTIONS AND VALVE DIMENSIONS

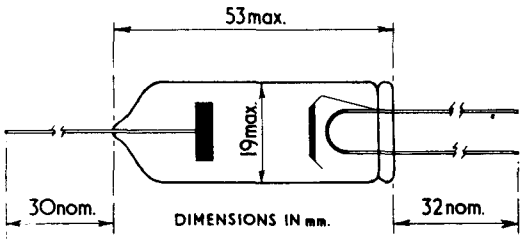

Nominal diameter of leads:

Anode: 0·35mm
Heater: 0·45mm

HEATER

V_h	6·3	V
I_h	0·12	A

RATINGS

	50c/s input	Sinusoidal input (10–500kc/s)	Pulsed* input	
V_{in} (rms)	5 max.	-	-	kV
PIV	-	18 max.	18 max.	kV
†PIV	-	20 max.	20 max.	kV
I_{out}	3 max.	0·5 max.	0·35max.	mA
I_k (pk)	18 max.	4 max.	80 max.	mA
C	0·1 max.	0·01max.	0·005max.	µF
R_s	100 min.	-	-	kΩ

* Max. pulse duration 0·5% of the time between two pulses with a maximum of 5µs.

† Immersed in oil.

CAPACITANCE

C_{a-k} 0·8pF

SWITCHING

Direct.

MOUNTING

Any position.

Leads should not be soldered closer than 5mm from the glass and they should not be bent nearer than 1·5mm from the glass.

U45

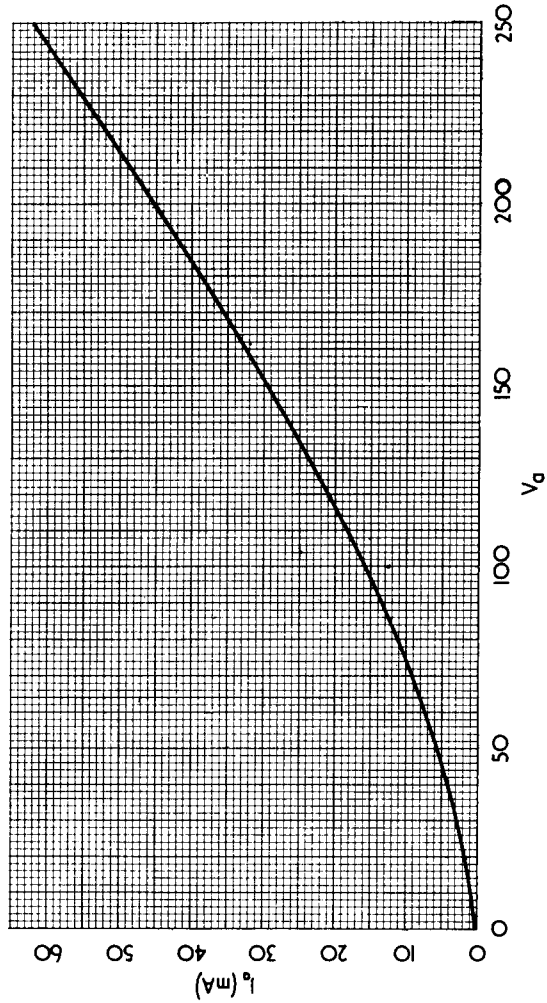
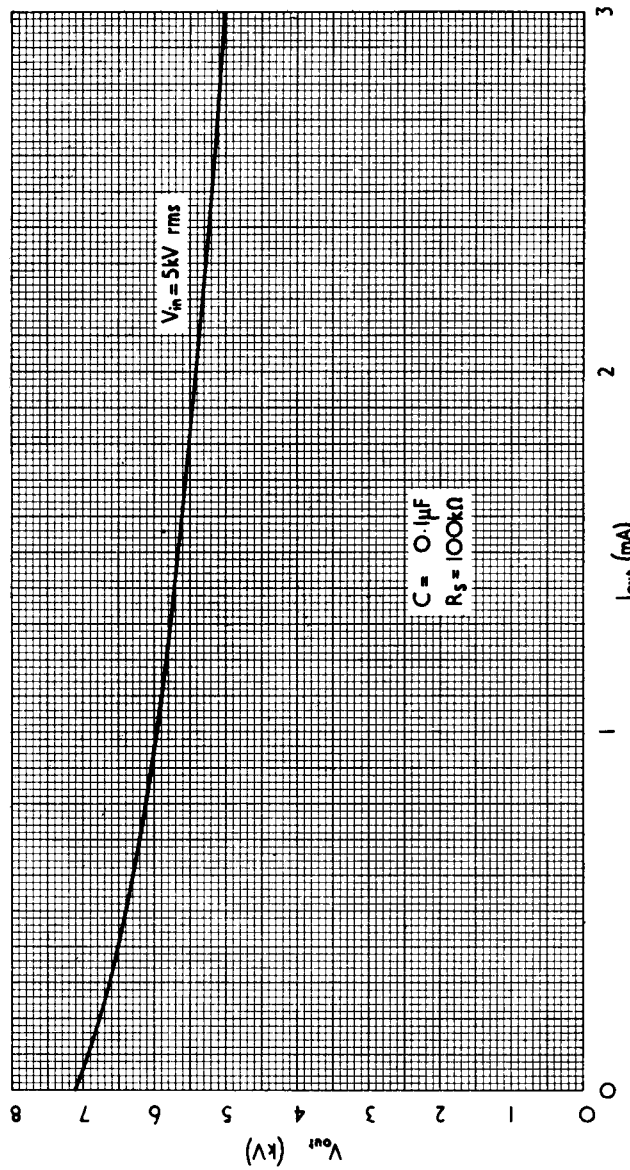
U45