DISC SEAL TRIODE

TD03-10F

Indirectly heated disc seal triode, with internal feedback, primarily intended for use as a common grid earthed, anode, concentric line oscillator.

This data should be read in conjunction with GENERAL OPERATIONAL RECOMMENDATIONS — TRANSMITTING VALVES included in this volume of the handbook.

HEATER

V_h	6.3	V
I_h (approx.)	400	mA

MOUNTING POSITION

Any

CAPACITANCES

c_{a-g}	1.4	pF
c_{a-k}	0.045	pF
c_{g-k}	1.7	pF

CHARACTERISTICS (measured at $V_a = 250V$, $I_a = 20mA$, $V_g = -3.5V$)

g_m	6.0	mA/V
μ	30	

COOLING

$T_{anode\ seal}$ max.	140	°C

In order to limit the anode seal temperature and also to limit the rate of change of anode seal temperature, it is necessary that the mass of metal in close thermal contact with the anode disc shall not be less than 60g (2oz) of brass or its thermal equivalent.

LIMITING VALUES

V_a max.	350	V
p_a max.	10	W
I_a max.	50	mA
$i_{a(pk)}$ max.	150	mA
p_g max.	500	mW

TD03-10F

DISC SEAL TRIODE

Indirectly heated disc seal triode, with internal feedback, primarily intended for use as a common grid, earthed anode, concentric line oscillator.

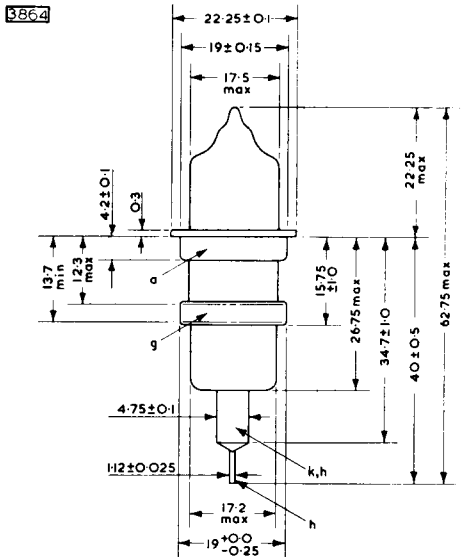

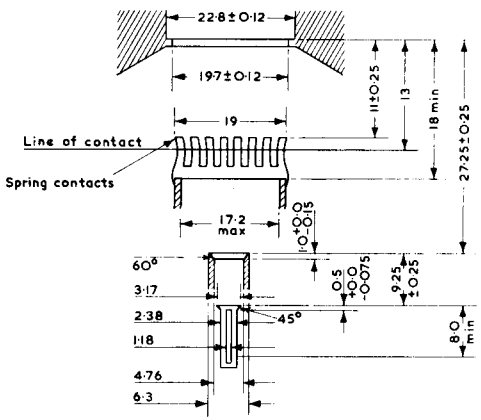

Note:
Eccentricity of grid, cathode and heater contacts shall not exceed 0·375

All dimensions in mm

DISC SEAL TRIODE

TD03-10F

Indirectly heated disc seal triode, with internal feedback, primarily intended for use as a common grid, earthed anode, concentric line oscillator.

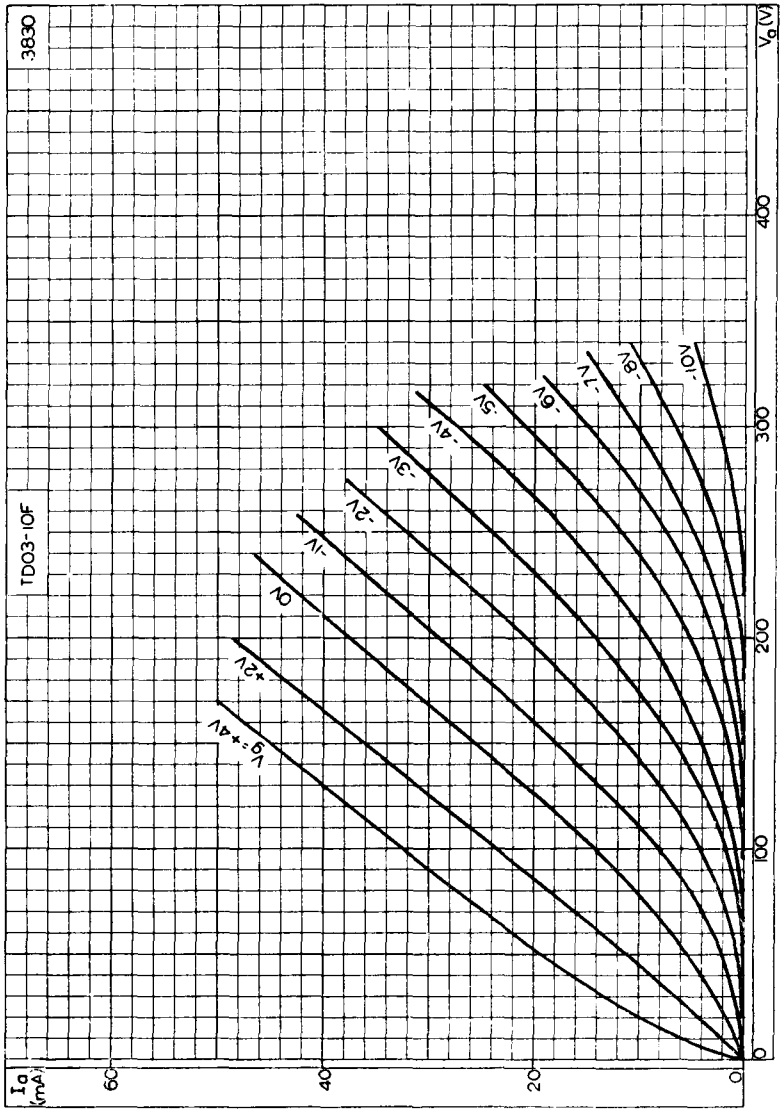

ANODE CURRENT PLOTTED AGAINST ANODE VOLTAGE

TD03-10F

DISC SEAL TRIODE

Indirectly heated disc seal triode, with internal feedback, primarily intended for use as a common grid, earthed anode concentric line oscillator.

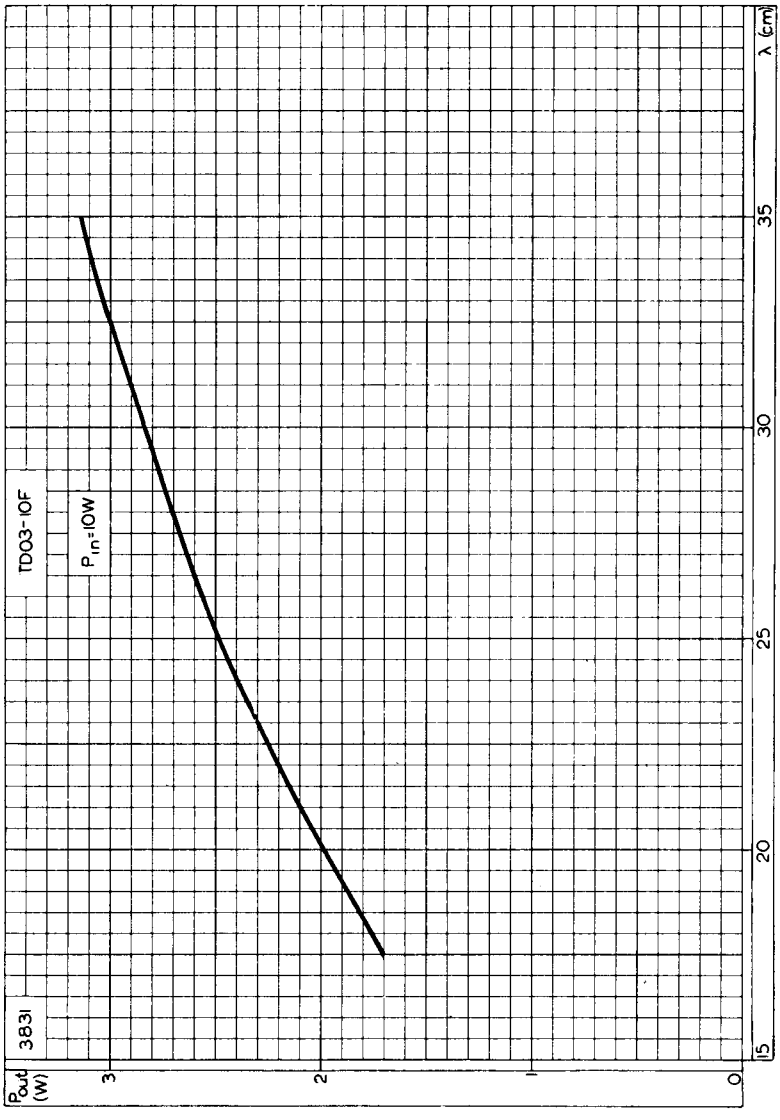

POWER OUTPUT PLOTTED AGAINST WAVELENGTH