TRIODE for use as H.F. or L.F. amplifier or oscillator
TRIODE pour utilisation en amplificatrice H.F. ou B.F.ou oscillatrice
TRIODE zur Verwendung als HF- oder NF-Verstärker oder Oszillator

Filament : thoriated tungsten
Filament : tungstène thorié
Heizfaden: thoriertes Wolfram

Heating : direct
Chauffage: direct
Heizung : direkt

V_f = 5 V
I_f = 6,3 A

Capacitances
Capacités
Kapazitäten

C_a = 0,3 pF
C_g = 2,9 pF
C_{ag} = 2,0 pF

Typical characteristics
Caractéristiques types
Kenndaten

μ = 38

$S \left\{ \begin{matrix} V_a = 3000 \text{ V} \\ I_a = 200 \text{ mA} \end{matrix} \right\} = 4,5 \text{ mA/V}$

λ	Freq.	C telegr.		C an.mod.	
m	Mc/s	V_a (V)	W_o (W)	V_a (V)	W_o (W)
7,5	40	3000	400	2500	285
		2000	235	2000	235
		1500	185	1500	175

B mod[1])	
V_a (V)	W_o (W)
2500	425
2000	360
1500	280

[1]) Two tubes
Deux tubes
Zwei Röhren

PHILIPS

Dimensions in mm
Dimensions en mm
Abmessungen in mm

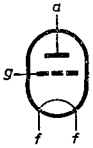

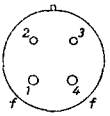

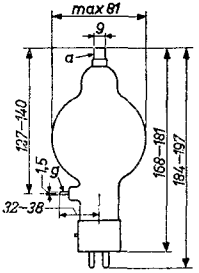

Base : Medium 4-p with bayonet
Culot : Medium 4-p à baïonnette
Sockel: Medium 4-p mit Bajonett

Socket
Support 40218-03
Fassung

Mounting position: vertical with base up or down
Montage : vertical avec le culot en haut ou en bas
Einbau : senkrecht mit Sockel oben oder unten

Net weight
Poids net 115 g
Nettogewicht

H.F. class C telegraphy
H.F. classe C télégraphie
HF- Klasse C Telegraphie

Limiting values
Caractéristiques limites
Grenzdaten

f	= max.	40	Mc/s
V_a	= max.	3000	V
I_a	= max.	225	mA
W_a	= max.	100	W
W_g	= max.	20	W

Operating conditions
Caractéristiques d'utilisation
Betriebsdaten

f	=	40	40	40	Mc/s
V_a	=	3000	2000	1500	V
V_g	=	-200	-80	-65	V
I_a	=	167	167	190	mA
I_g	=	51	39	48	mA
V_{gp}	=	385	230	230	V
W_{ig}	=	18	8	10	W
W_{ia}	=	500	335	285	W
W_a	=	100	100	100	W
W_o	=	400	235	185	W
η	=	80	70	65	%

PHILIPS

H.F. class C anode modulation
H.F. classe C modulation d'anode
HF- Klasse C Anodenmodulation

Limiting values
Caractéristiques limites
Grenzdaten

f	= max.	40	Mc/s
V_a	= max.	2500	V
I_a	= max.	180	mA
W_a	= max.	65	W
W_g	= max.	20	W

Operating conditions
Caractéristiques d'utilisation
Betriebsdaten

f	=	40	40	40	Mc/s
V_a	=	2500	2000	1500	V
V_g	=	-250	-200	-150	V
I_a	=	140	150	160	mA
I_g	=	40	41	46	mA
V_{gp}	=	425	375	325	V
W_{ig}	=	15,5	14	14	W
W_{ia}	=	350	300	240	W
W_a	=	65	65	65	W
W_o	=	285	235	175	W
η	=	81,5	78	73	%
m	=	100	100	100	%
W_{mod}	=	175	150	120	W

L.F. class B amplifier and modulator
Amplificatrice et modulatrice B.F. classe B
NF- Klasse B Verstärker und Modulator

Limiting values
Caractéristiques limites
Grenzdaten

V_a	= max.	3000	V
I_a	= max.	225	mA
W_a	= max.	100	W
W_g	= max.	20	W

Operating conditions, two tubes
Caractéristiques d'utilisation, deux tubes
Betriebsdaten, zwei Röhren

V_a	=	2500		2000		1500		V
V_g	=	-50		-35		-20		V
$R_{aa\sim}$	=	22		15		8,8		kΩ
V_{gg_p}	=	0	310	0	300	0	290	V
I_a	=	2x24	2x125	2x30	2x140	2x40	2x160	mA
I_g	=	0	2x25	0	2x33	0	2x38	mA
I_{g_p}	=	0	2x90	0	2x110	0	2x160	mA
W_{ig}	=	0	2x3,5	0	2x4,5	0	2x5	W
W_{ia}	=	2x60	2x312	2x60	2x280	2x60	2x240	W
W_a	=	2x60	2x100	2x60	2x100	2x60	2x100	W
W_o	=	0	425	0	360	0	280	W
η	=	-	68	-	64	-	58,5	%

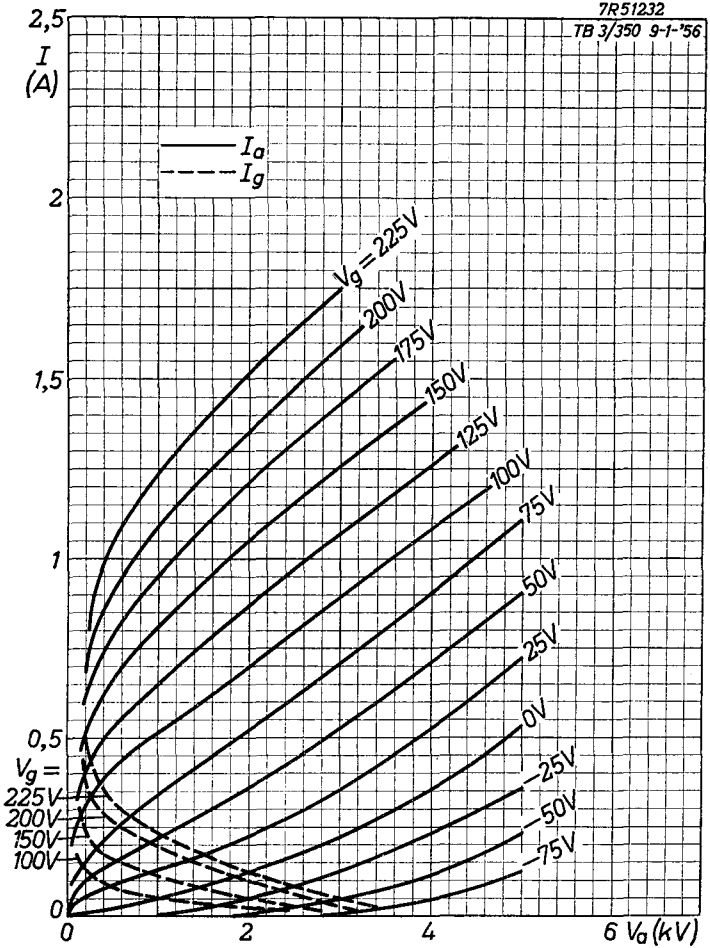
7R51232
TB 3/350 9-1-'56
2,5
I
(A)
2
1,5
1
0,5
0
I_a
I_g
V_g = 225V
200V
175V
150V
125V
100V
75V
50V
25V
0V
-25V
-50V
-75V
V_g =
225V
200V
150V
100V
0
2
4
6 V_a (kV)

TB 3/350

PHILIPS

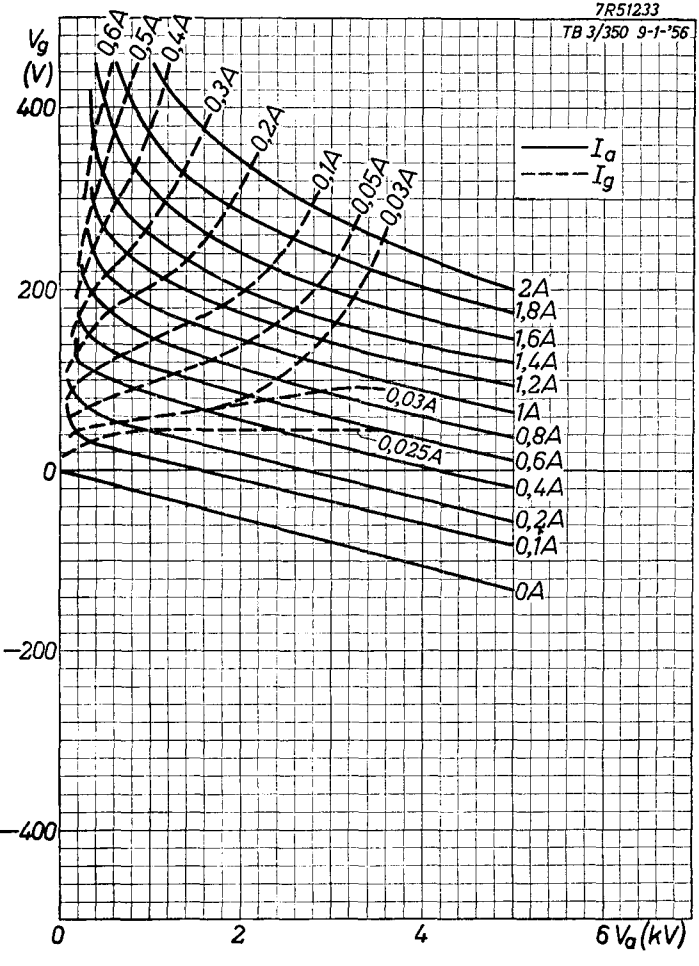

PHILIPS

Electronic Tube HANDBOOK

TB3/350

page	sheet	date
1	1	1956.01.01
2	2	1956.01.01
3	3	1956.01.01
4	4	1956.01.01
5	5	1956.01.01
6	A	1956.01.01
7	B	1956.01.01
8	FP	1999.11.19