TRIODE for use as H.F. and L.F. amplifier and oscillator
TRIODE pour utilisation comme amplificatrice H.F. et B.F. et oscillatrice
TRIODE zur Verwendung als H.F. und N.F. Verstärker und Oszillator

Filament : thoriated tungsten
Filament : tungstène thorié
Heizfaden: thoriertes Wolfram

Heating : direct
Chauffage: direct
Heizung : direkt

Vf = 12 V
If = 8,5 A

Capacitances
Capacités
Kapazitäten

Ca = 7 pF
Cg = 15 pF
Cag = 8 pF

Typical characteristics
Caractéristiques typiques
Kenndaten

μ = 31
S (Ia=150 mA)= 8 mA/V

λ	Freq.	C telegr.		B teleph.		Can.mod.		B mod. [1]	
m	Mc/s	Va (V)	Wo (W)	Va (V)	Wo (W)	Va (V)	Wo (W)	Va (V)	Wo (W)
>15	<20	3000	1200	3000	200	2500	720	3000	1750
5	60	2600	975			2100	568	2500 2000	1400 1000

Limiting values
Caractéristiques limites
Grenzdaten

Va = max. 3000 V
Wa (λ >15 m) = max. 500 W
Wa (λ <15 m) = max. 450 W
Wg = max. 40 W
Rg = max. 10 kΩ
Ik = max. 700 mA
Ikp = max. 2800 mA

[1]) Two valves; deux tubes; zwei Röhren

Temperature of pin seals
Température des scellements des broches = max. 220 °C
Temperatur der Stifteneinschmelzungen

Bulb temperature
Température de l'ampoule = max. 300 °C
Kolbentemperatur

Dimensions in mm
Dimensions en mm
Abmessungen in mm

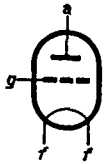

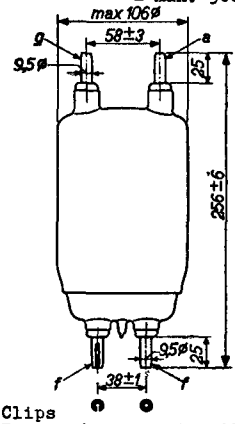

Socket
Support 40204
Fassung

Clips
Bornes de connexion 40626
Anschlussklemmen

Key
Clé 40608
Schlüssel

Mounting position: vertical with base up[1]) or down
Montage : vertical avec pied en haut[1]) ou en bas
Einbau : senkrecht mit Fuss oben[1]) oder unten

Net weight
Poids net 0,5 kg
Nettogewicht

Shipping weight
Poids brut 1,5 kg
Bruttogewicht

---

[1]) In that case the tube should be supported
Dans ce cas le tube doit être supporté
In diesem Fall ist die Röhre zu stützen

Operating conditions H.F. class C telegraphy
Caractéristiques d'utilisation H.F. classe C télégraphie
Betriebsdaten H.F. Klasse C Telegraphie

λ	=	>15	5[1])	m
Va	=	3000	2600	V
Vg	=	-200	-200	V
Ia	=	550	1060	mA
Ig	=	50	115	mA
Vgp	=	400	400	V
Wig	=	20	46	W
Wia	=	1650	2750	W
Wa	=	450	800	W
Wo	=	1200	1950	W
η	=	72,5	71	%

Operating conditions H.F. class B telephony
Caractéristiques d'utilisation H.F. classe B téléphonie
Betriebsdaten H.F. Klasse B Telephonie

λ	=	>15	m
Va	=	3000	V
Vg	=	-90	V
Ia	=	220	mA
Vgp	=	127	V
Wia	=	660	W
Wa	=	460	W
Wo	=	200	W
η	=	30	%
m	=	100	%
Ig	=	80	mA
Wig	=	20	W

[1]) Two valves; deux tubes; zwei Röhren

Operating conditions H.F. class C anode modulation
Caractéristiques d'utilisation H.F. classe C modulation d'anode
Betriebsdaten H.F. Klasse C Anodenmodulation

λ	=	>15	5[1])	m
Va	=	2500	2100	V
Vg	=	-250	-250	V
Ia	=	400	750	mA
Ig	=	80	160	mA
Vgp	=	480	480	V
Wig	=	38	76	W
Wia	=	1000	1575	W
Wa	=	280	440	W
Wo	=	720	1135	W
η	=	72	72	%
m	=	100	100	%
Wmod	=	500	790	W

Operating conditions as L.F. class B amplifier and modulator, two valves
Caractéristiques d'utilisation comme amplificatrice et modulatrice B.F. classe B, deux tubes
Betriebsdaten als N.F. Verstärker und Modulator Klasse B, zwei Röhren

Va	=	3000		2500		2000		V
Vg	=	-75		-60		-50		V
Raa	=	8,2		6,6		5,08		kΩ
Vggp	=	0	390	0	360	0	340	V
Ia	=	2x65	2x430	2x80	2x430	2x50	2x400	mA
Ig	=	0	2x25	0	2x25	0	2x28	mA
Wig	=	0	2x5	0	2x5	0	2x5	W
Wia	=	2x195	2x1290	2x200	2x1075	2x100	2x800	W
Wa	=	2x195	2x415	2x200	2x375	2x100	2x300	W
Wo	=	0	1750	0	1400	0	1000	W
d_{tot}	=	-	1,5	-	1,6	-	1,2	%
η	=	-	68	-	65	-	62,5	%

[1]) Two valves; deux tubes; zwei Röhren

PHILIPS

TB 3/1000

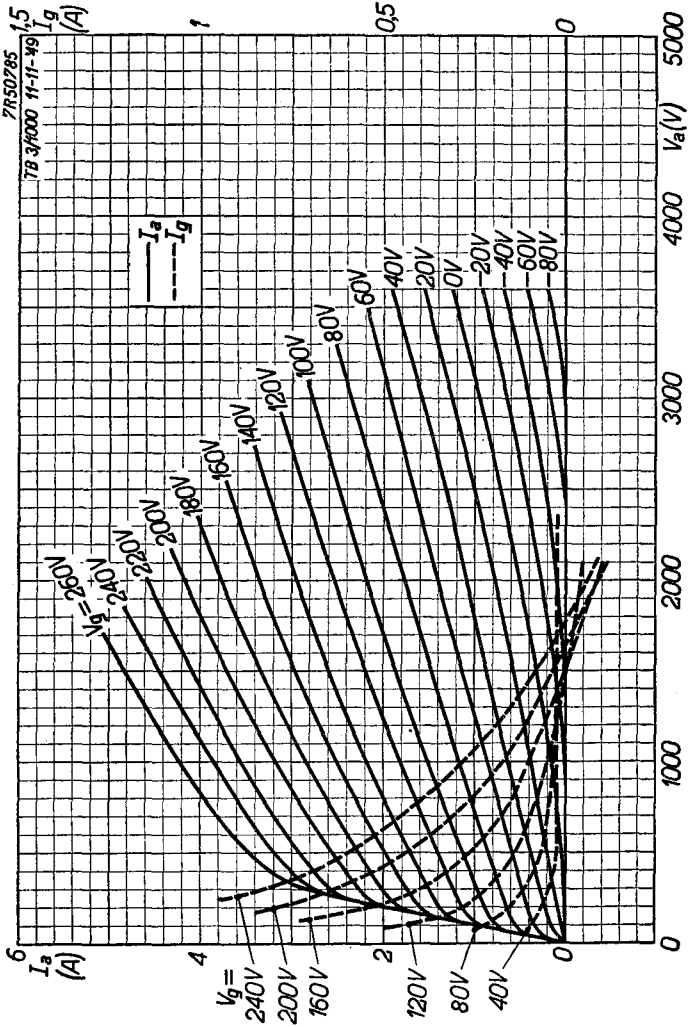

11.11.1949

A

TB 3/1000

PHILIPS

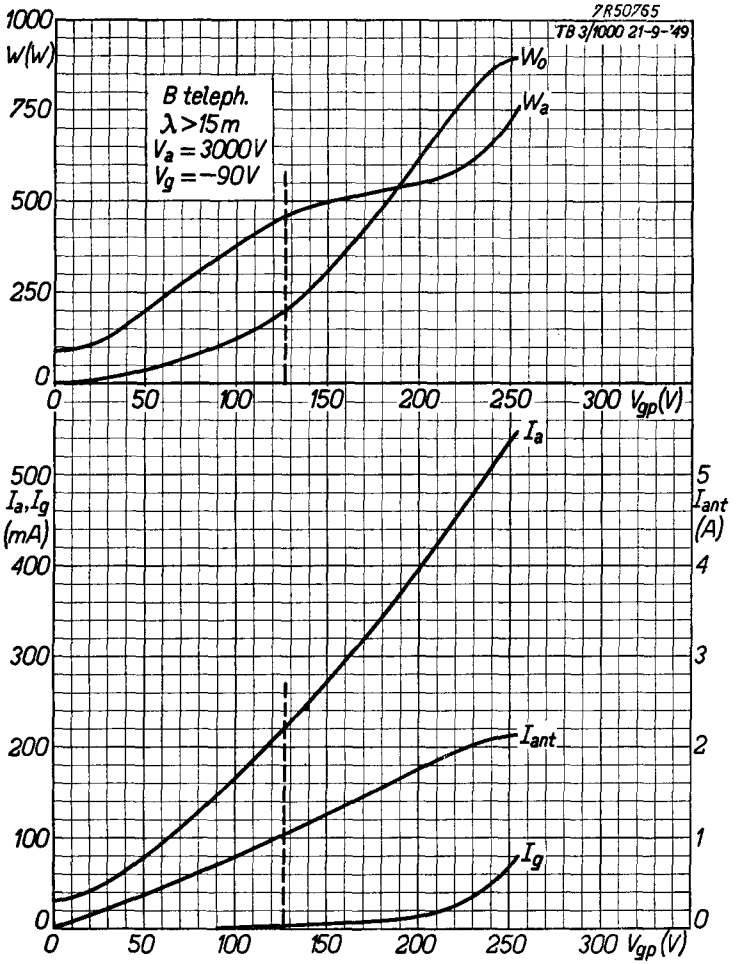

B

PHILIPS

TB 3/1000

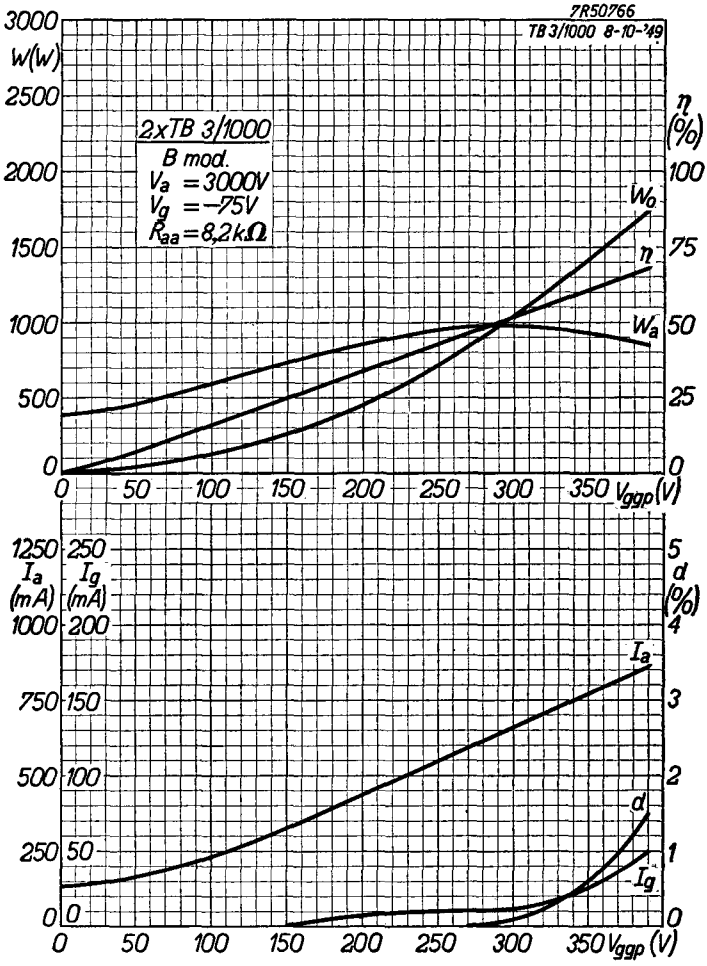

10.10.1949

C

TB 3/1000

PHILIPS

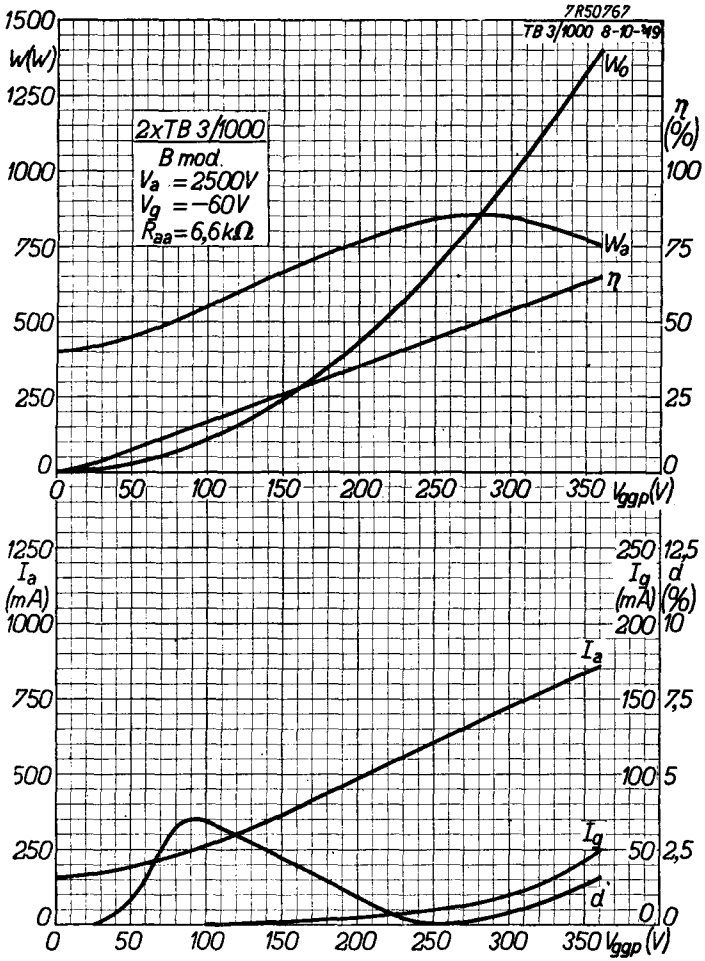

D

PHILIPS

TB 3/1000

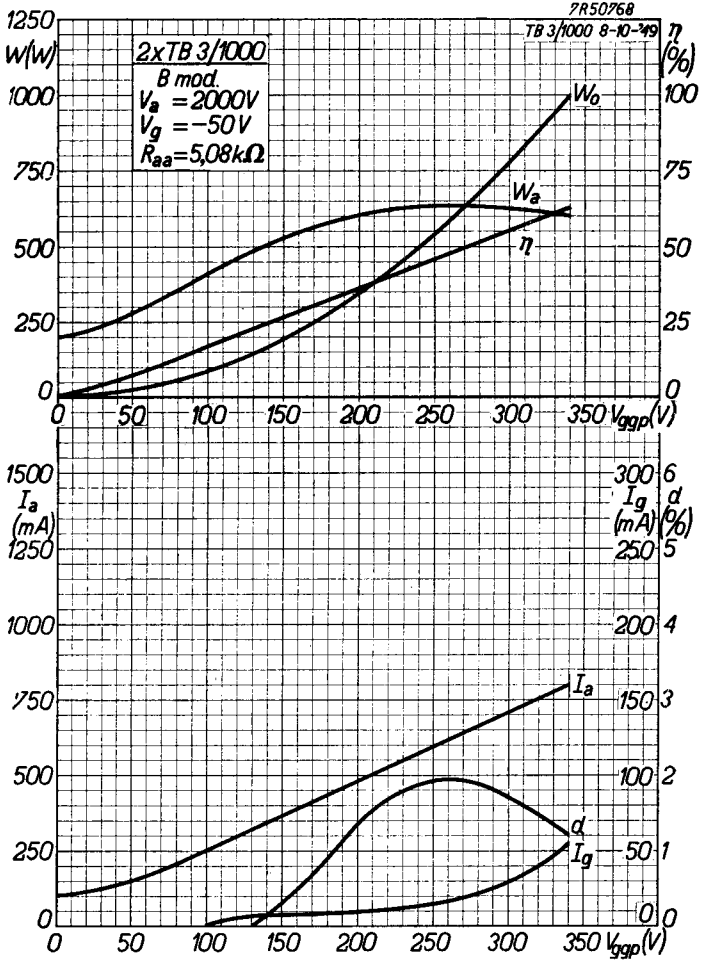

10.10.1949

E

TB 3/1000

PHILIPS

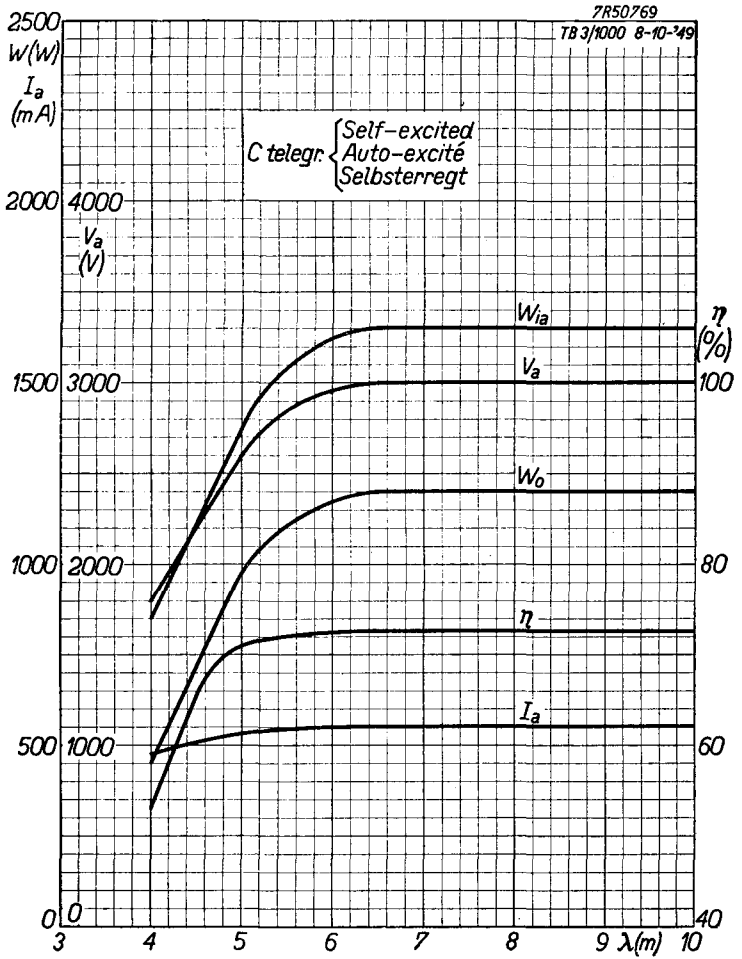

F

PHILIPS

Electronic Tube HANDBOOK

TB3/1000

page	sheet	date
1	1	1954.07.07
2	2	1954.07.07
3	3	1949.10.10
4	4	1949.10.10
5	A	1949.11.11
6	B	1949.11.11
7	C	1949.10.10
8	D	1949.10.10
9	E	1949.10.10
10	F	1949.10.10
11	FP	1999.11.19