Osram Valves

Made in England.

Maximum Dimensions :
Overall length (including pins)
150 m/m.

Diameter of bulb
61 m/m.

TYPE PX4

POWER AMPLIFYING TRIODE

With Directly Heated Filament.

The OSRAM PX4 is a Directly Heated Power Triode for the output stage of receivers and amplifiers where a considerable undistorted power output is required with a maximum anode voltage of 250. For this purpose the valve has exceptionally good characteristics.

The filament may be heated from A.C. through a suitable step-down transformer. If the maximum A.C. power is not required economy can be obtained by operating at a reduced anode voltage and a dissipation limited to 5 watts.

CHARACTERISTICS.

Filament Volts	4.0		
Filament Current	1.0 amp.		
	Max.		
Anode Volts	250	200	200
Grid Volts	–32	–25	–28
Anode Current average	48 ma	40 ma	25 ma
Anode Dissipation	12 watts	8 w	5 w
Amplification Factor			5
Impedance			830 ohms.
Mutual Conductance			6.0 ma/v
			(measured at Anode Volts 100, Grid Volts 0.)
Optimum Load Resistance	2,400 ohms		4,500 ohms
Automatic Bias Resistance (A.C. filament heating)	700 ohms		1,200 ohms

Interelectrode Capacities :—

Grid—Anode	13.3 micro-microforads approx.
Anode—Filament	5.8 ,, ,, ,,
Grid—Filament	9.3 ,, ,, ,,

For prices see pages 126-129.

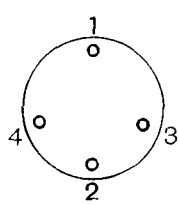

View looking on underside of base

BASE, 4-PIN.

1 : Anode
2 : Grid
3 : Filament
4 : Filament

TYPICAL OPERATING CONDITIONS.

Automatic grid bias is recommended, the bias resistance being taken to the electrical centre of the filament or L.T. transformer secondary in order to minimise hum. Care should be taken to switch off the power supply when inserting or removing the valve from its socket, or when any adjustments are made to the circuit such as alteration to grid bias. If two valves are employed in push-pull or parallel, similar auto bias circuits and oscillation stoppers should be applied to each individual valve.

TYPE PX4

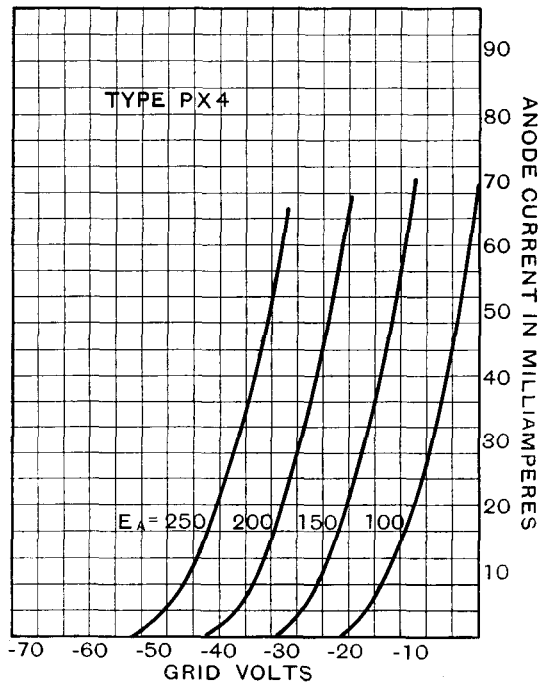

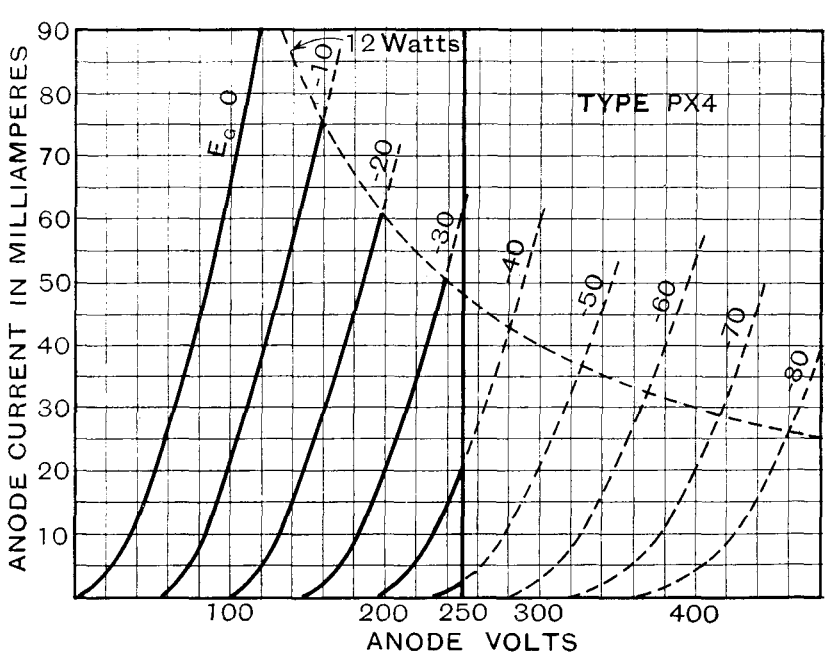

CHARACTERISTIC CURVES OF AVERAGE VALVE.