THYRATRON TUBE

NL-714 & NL-715/5557
THYRATRON TUBES
1 Ampere dc — 3 Amperes Peak



NATIONAL POWER TUBE NL-714 is a quick heating industrial thyratron designed especially for timing control and regulated rectifier applications. It is gas and mercury filled for quick starting and constancy of characteristics within wide temperature limits.

NL-715-5557 has the same general characteristics, within its narrower temperature limits, but is filled with mercury only to permit use of the tube at higher voltages such as are found in the amateur radio transmitter application.

NATIONAL ELECTRONICS, INC.
GENEVA, ILLINOIS, U. S. A.

NL-714 & NL-715/5557 THYRATRON TUBES
TECHNICAL INFORMATION

	NL-714	← NL-715/5557 →		
dc Amperes output (maximum)	1.0	.25	.5	1.0
Instantaneous Amperes output (maximum)	3	1	2	3
Maximum time of averaging anode current (seconds)	5	5	5	5
Maximum peak inverse volts	1250	10,000	5,000	1250
Maximum peak forward volts	1250	5,000	2,500	1250
Condensed mercury temperature limits (°C)	—40--+80	+40--+60	+40--+80	+40--+90
Filament volts	2.5			2.5
Filament amperes	5 ± .5			5 ± .5
Heating time (seconds)	5			5
Typical arc drop at 3 amperes peak (volts)	15			15
Grid control characteristic	See Curve			
Maximum negative grid voltage before conduction (volts)	500			500
Maximum negative grid voltage during conduction (volts)	10			10
Maximum critical grid current (microamps)	5			5
Ionization time (approx., microseconds)	10			10
Deionization time (approx., microseconds)	1000			1000
Anode to grid capacitance (uuf)	2			2
Maximum ac short circuit current (amperes)	50			50
Approx. temp. rise, cond. mercury above ambient (°C)	15			15
Mounting position	Vertical, base down			
Net weight (ounces)	3			3
Approx. shipping weight (lbs.)	3			3

ALL DATA ARE BASED ON RETURNS TO FILAMENT CENTER TAP

LIGHT FILAMENT BEFORE APPLYING LOAD

OUTLINE DRAWING

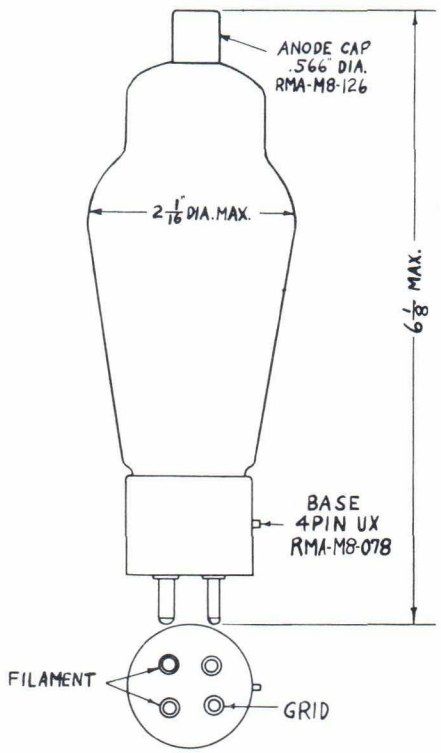

GRID CHARACTERISTIC

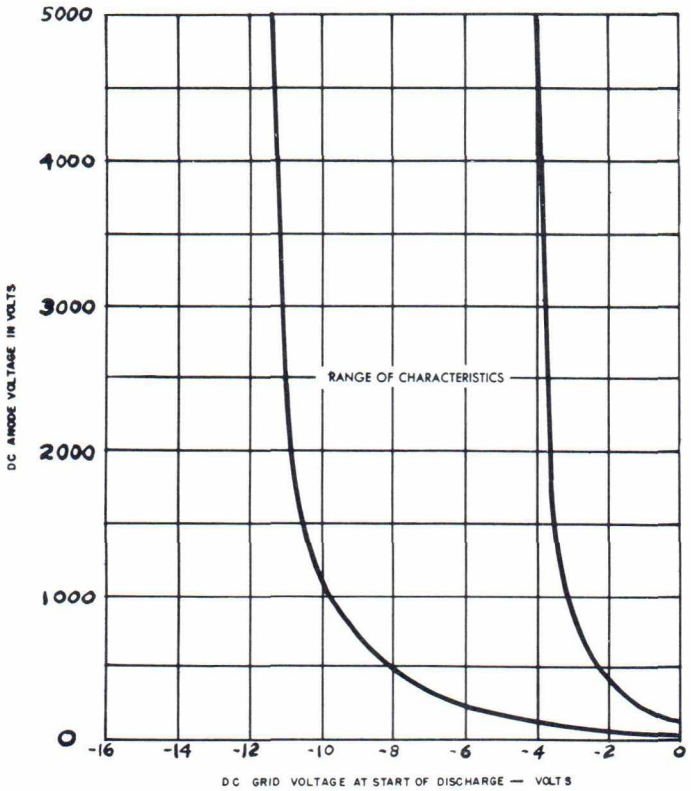

Printed in USA 5-56 GR

NATIONAL ELECTRONICS, INC.
GENEVA, ILLINOIS, U. S. A.