THYRATRON TUBE

NL-5560/FG95
THYRATRON TUBE
2.5 Amperes dc -- 15 Amperes Peak



NATIONAL POWER TUBE NL-5560/FG95 is an indirectly heated cathode thyratron designed especially for control, timing, and ignitor firing applications. The shield grid construction and mercury vapor filling give stable operation even with high impedance grid supplies.

NATIONAL ELECTRONICS, INC.
GENEVA, ILLINOIS, U. S. A.

NL-5560/FG95 THYRATRON TUBE
TECHNICAL INFORMATION

dc Amperes output (maximum)	.5*	2.5
Instantaneous Amperes output (maximum)	30*	15
Maximum time of averaging anode current (seconds)		15
Maximum peak inverse volts		1000
Maximum peak forward volts		1000
Filament volts		5.0 ± .25
Filament amperes		4.5 ± .4
Heating time (seconds)		300
Typical arc drop at 10 amperes peak (volts)		12
Grid control characteristic		see curve
Maximum negative control grid voltage before conduction (volts)		1000
Maximum negative control grid voltage during conduction (volts)		10
Maximum negative shield grid voltage before conduction (volts)		300
Maximum negative shield grid voltage during conduction (volts)		5
Maximum control grid current (amperes)		.25
Maximum shield grid current (amperes)		1.0
Maximum critical control grid current (microamperes)		1.0
Ionization time (approx., microseconds)		10
Deionization time (approx., microseconds)		1000
Anode to control grid capacitance (uuf)		0.2
Cathode to control grid capacitance (uuf)		4.4
Maximum ac short circuit current (amperes)		200
Condensed mercury temperature limits (°C)		+40 to +80
Approximate temperature rise, cond. mercury above ambient (°C)		30
Mounting position		vertical, base down
Net weight (ounces)		8
Approx. shipping weight (lbs.)		4

*These ratings apply with heater voltage 5.5 ± 5% Volts.

ALL DATA ARE BASED ON RETURNS TO CATHODE

LIGHT FILAMENT BEFORE APPLYING LOAD

OUTLINE DRAWING

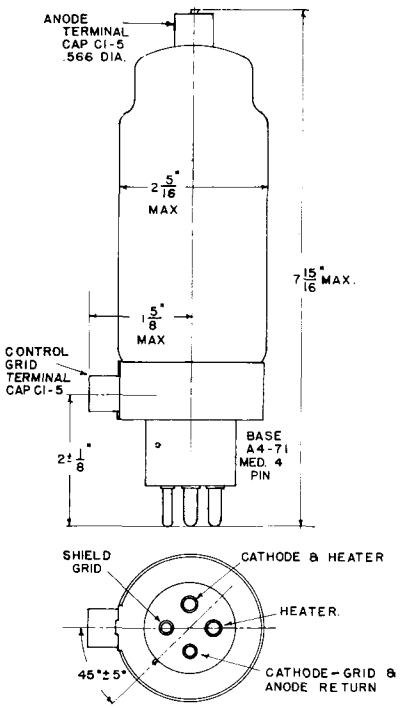

GRID CHARACTERISTIC

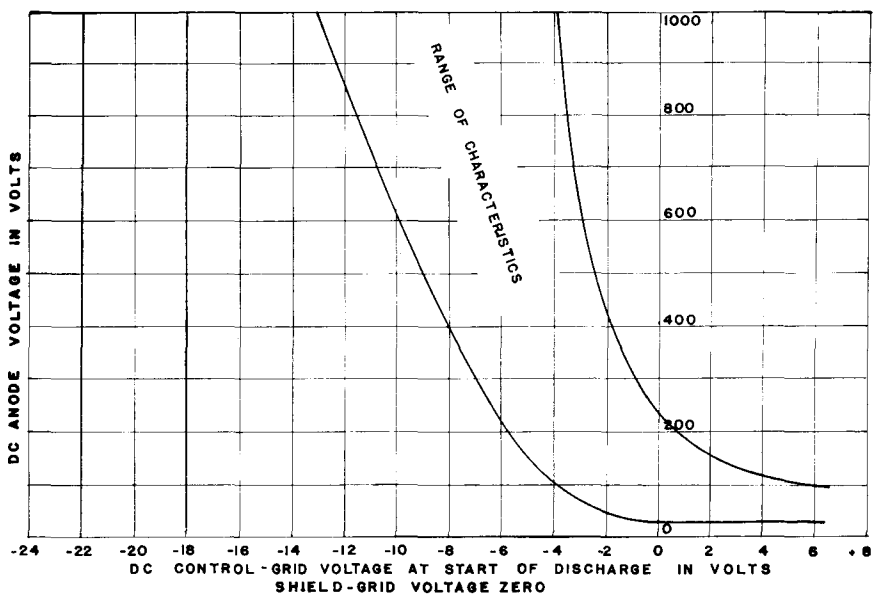

Printed in USA 12-55

NATIONAL ELECTRONICS, INC.
GENEVA, ILLINOIS, U. S. A.