THYRATRON TUBE

NL-5559/FG-57
THYRATRON TUBE
2.5 Amperes dc -- 15 Amperes Peak

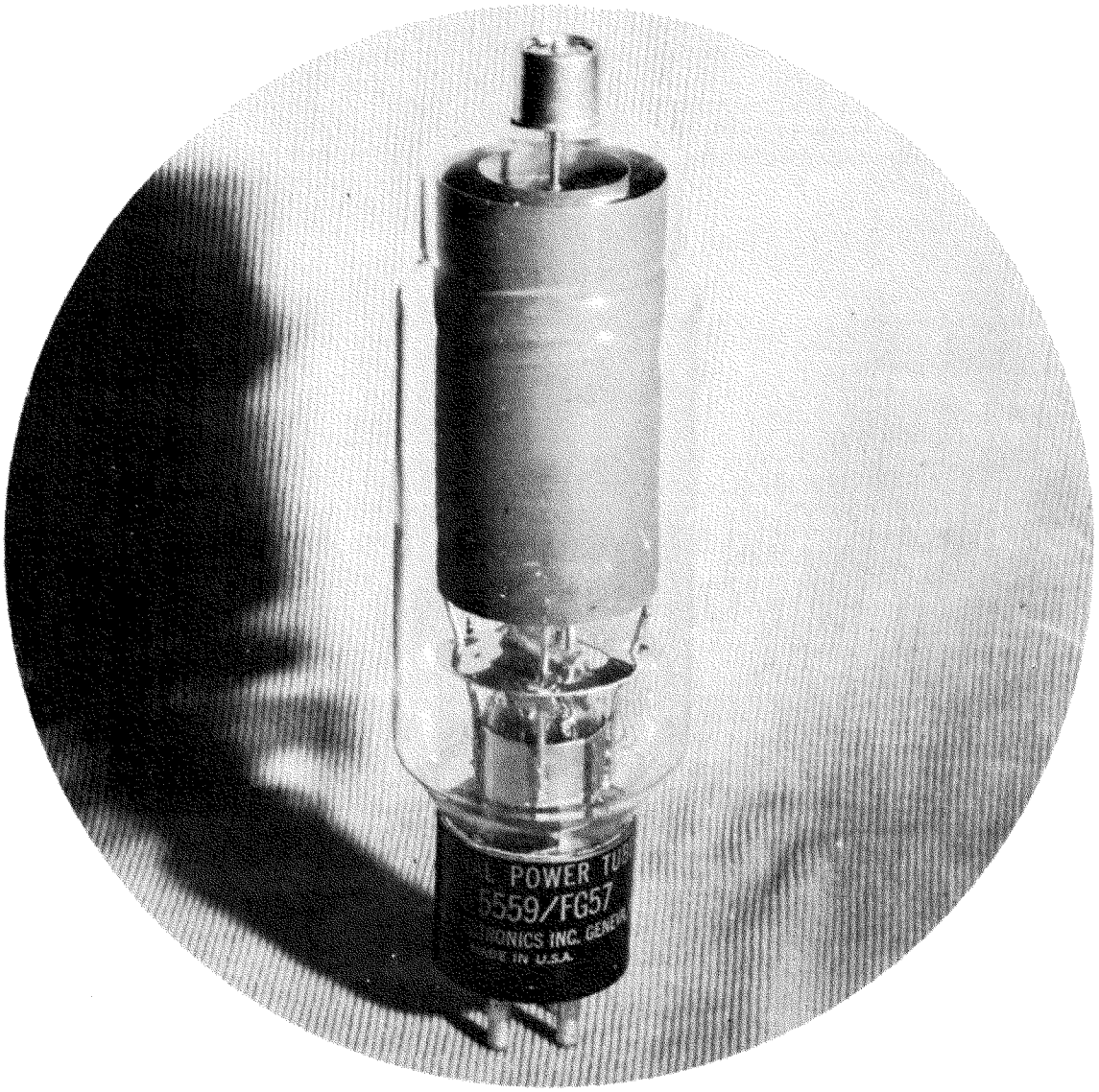

NATIONAL POWER TUBE NL-5559/FG57 is an indirectly heated cathode thyratron designed especially for those applications where little grid power is available. The mercury filling and efficient cathode give long and dependable life.

NATIONAL ELECTRONICS, INC.
GENEVA, ILLINOIS, U. S. A.

NL-5559/FG-57 THYRATRON TUBE
TECHNICAL INFORMATION

dc Amperes output (maximum)	2.5
Instantaneous Amperes output (maximum)	15
Maximum time of averaging anode current (seconds)	15
Maximum peak inverse volts	1000
Maximum peak forward volts	1000
Filament volts	5.0 ± .25
Filament amperes	4.5 ± .4
Cathode heating time (seconds)	300
Typical arc drop at 10 amperes peak (volts)	12
Grid control characteristic	see curve
Maximum negative grid voltage before conduction (volts)	500
Maximum negative grid voltage during conduction (volts)	10
Maximum grid current (amperes)	.25
Maximum critical grid current (microamperes)	10
Ionization time (approx., microseconds)	10
Deionization time (approx., microseconds)	1000
Anode to grid capacitance (uuf)	2.5
Cathode to grid capacitance (uuf)	10
Maximum ac short circuit current (amperes)	200
Condensed mercury temperature limits (°C)	+ 40 to + 80
Approximate temperature rise, cond. mercury above ambient (°C)	30
Mounting position	vertical, base down
Net weight (ounces)	5
Approx. shipping weight (lbs.)	4

ALL DATA ARE BASED ON RETURNS TO CATHODE

LIGHT FILAMENT BEFORE APPLYING LOAD

OUTLINE DRAWING

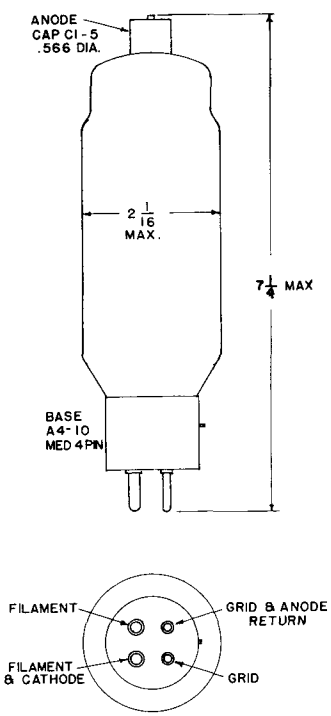

GRID CHARACTERISTIC

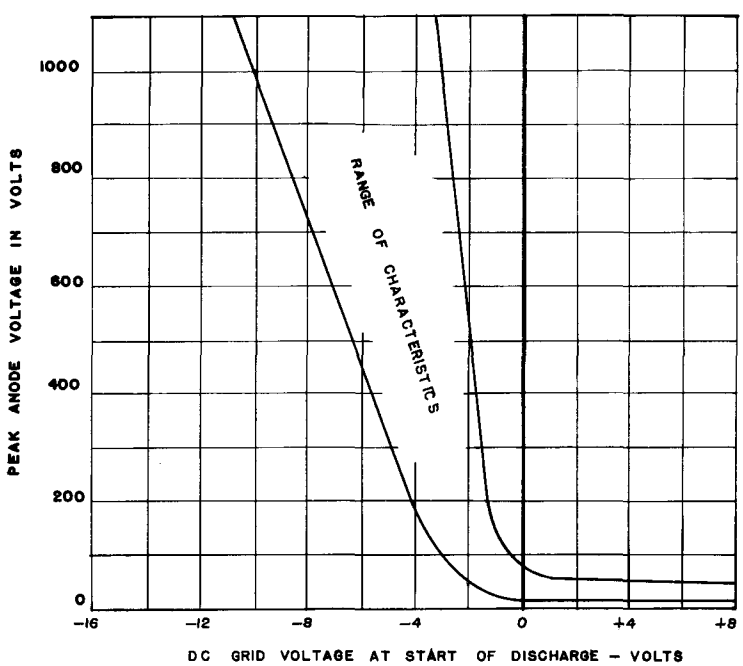

Printed in USA 5-56 GR

NATIONAL ELECTRONICS, INC.
GENEVA, ILLINOIS, U. S. A.