Osram Valves

Made in England.

Maximum Dimensions :
Overall length (including pins)
130 m/m.

Diameter of bulb
51 m/m.

TYPE MU12
TYPE MU14
RECTIFYING VALVES.

With Indirectly Heated Cathode

(Full Wave)

The OSRAM MU12 and MU14 are full wave rectifier valves designed with an Indirectly Heated Cathode system. This enables the valves to attain a low effective impedance and their slow heating properties are of value in preventing high voltage surges when switching on in a receiver employing Indirectly Heated output valves.

Rectification of both half cycles of the A.C. wave is obtained when used with a suitable input transformer.

The valves are designed for long life and constant emission when operated at their rated voltage and output.

CHARACTERISTICS.

	MU12		MU14	
Heater Volts	4.0		4.0	
Heater Current	2.5 amps. approx. Max.		2.5 amps. approx. Max.	
Anode Volts R.M.S. (each anode)	350		500	
Rectified Current D.C. (smoothed with 4 mfd. condenser)	120 m.a.	60 m.a.	120 m.a.	60 m.a.
D.C. Output Volts (for max. rated A.C. volts input)	340	410	540	620

For prices see pages 126-129.

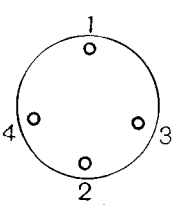

View looking on underside of base.

BASE, 4-PIN.

1 : Anode
2 : Anode
3 : Heater } *Cathode*
4 : Heater } *Cathode*

OPERATING CONDITIONS.

Variations in output voltage should never be made by dimming the filament, but may be made :

(1) By tappings in the transformer secondary.
(2) By the use of a high resistance in series with the output.
(3) By the use of a potentiometer, in which case the total current taken by the potentiometer and load should not exceed 120 m.a.

The D.C. output current should in no case exceed the maximum of 120 m.a. under smoothed conditions using a 4 mfd. input filter.

TYPE MU12
TYPE MU14

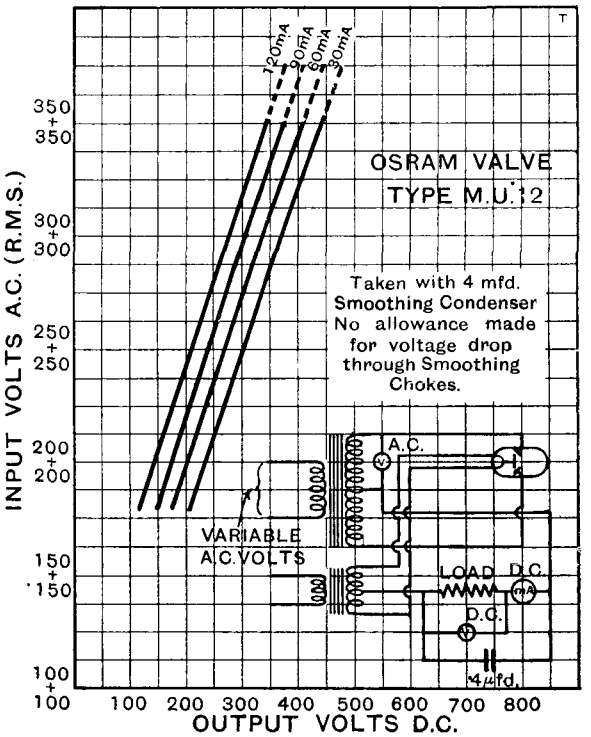

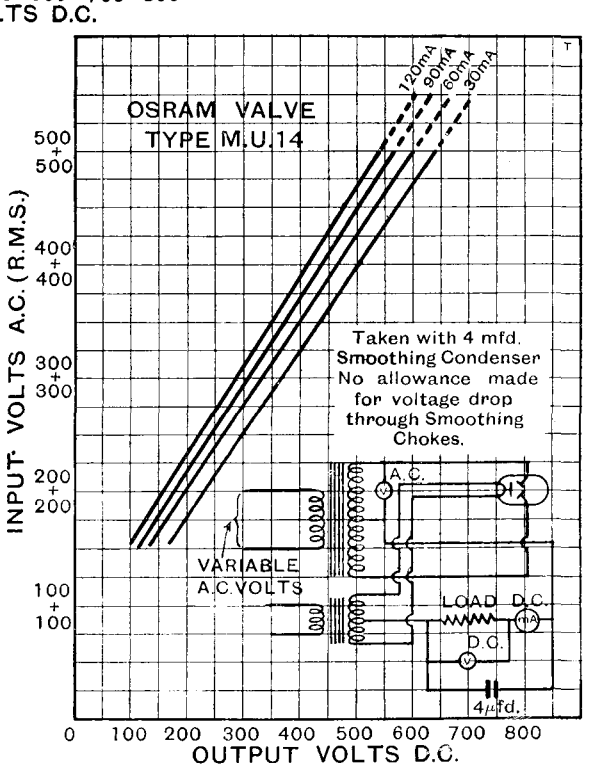

CHARACTERISTIC CURVES OF AVERAGE VALVES.