SUBMINIATURE ELECTROMETER TRIODE

ME1401

Subminiature electrometer triode with a grid current of 10^{-13}A.

FILAMENT

Suitable for d.c. operation only.

V_f	1.25	V
I_f	13	mA

MOUNTING POSITION

Any

CAPACITANCES

C_{a-g}	2.0	pF
C_{g-f}	0.6	pF
C_{a-f}	0.8	pF

CHARACTERISTICS (All voltages are with respect to the negative end of the filament)

Measured at $V_f = 1.25V$, $V_a = 9V$, $I_a = 100\mu A$

	Min.	*Av.*	*Max.*	
V_g	−2.0	−2.5	−3.75	V
g_m	70	80	90	μA/V
μ	1.7	2.0	2.7	
*I_g	—	-8.5×10^{-14}	-12.5×10^{-14}	A
†V_g (crossover)	—	−1.3	−1.6	V
†I_a (crossover)	160	—	—	μA

*The quoted grid current characteristics will only be obtained if the tube is operated in complete darkness.

†'Crossover' is the point at which the polarity of the grid current is reversed.

LIMITING VALUES

V_a max.	25	V
I_a max.	250	μA
V_f limits	1.1 to 1.5	V

OPERATING NOTES

1. In order to avoid excessive drift the filament voltage must be applied before the anode voltage.
2. To avoid contamination of the glass, the valve should not be removed from its protective envelope until it is fitted into the equipment.
3. Direct soldered connections to the leads of this valve must be at least 13mm from the seal, and any bending of the valve leads must be at least 1.5mm from the seal.

ME1401

SUBMINIATURE ELECTROMETER TRIODE

Subminiature electrometer triode with a grid current of 10^{-13}A.

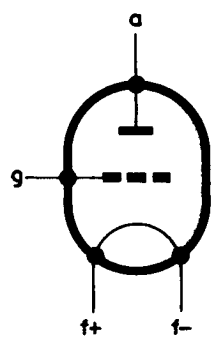

4377

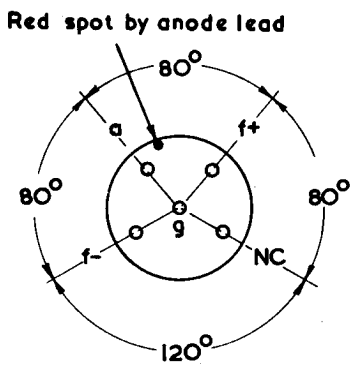

B5J/F Base

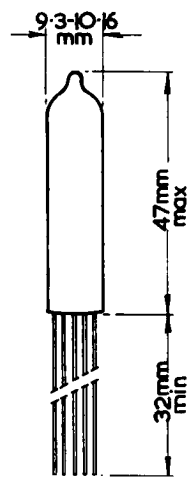

SUBMINIATURE ELECTROMETER TRIODE

ME1401

Subminiature electrometer triode with a grid current of 10^{-13}A.

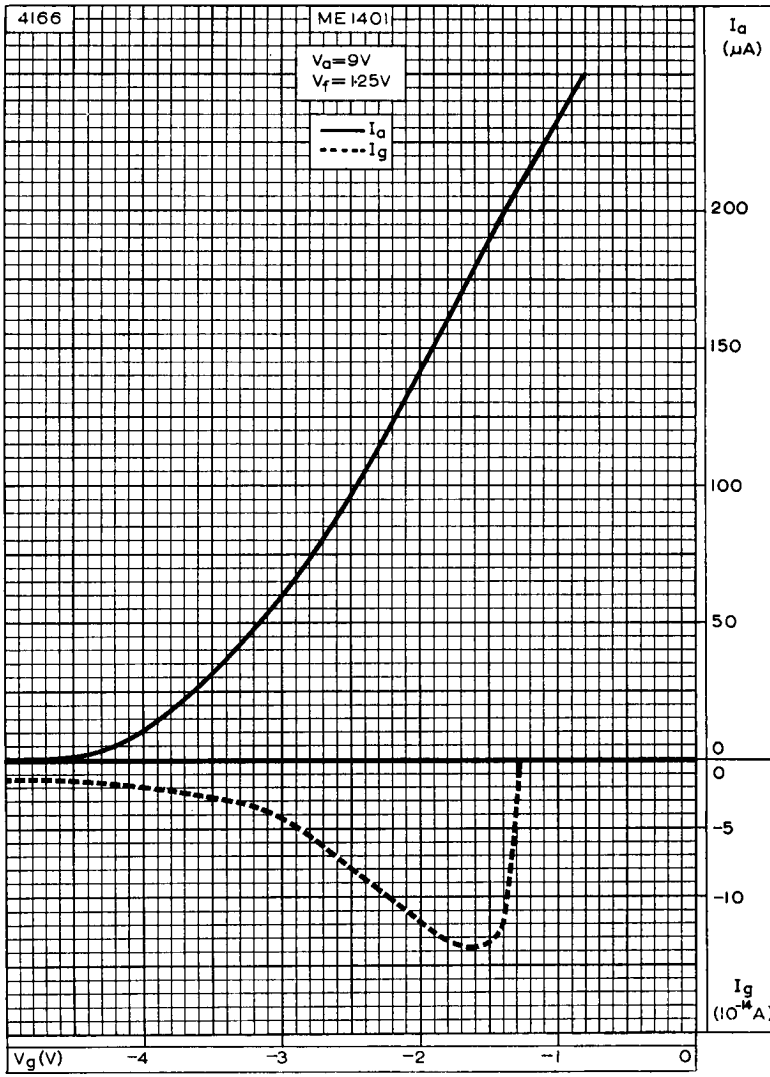

ANODE AND GRID CURRENTS PLOTTED AGAINST GRID VOLTAGE

ME1401

SUBMINIATURE ELECTROMETER TRIODE

Subminiature electrometer triode with a grid current of 10^{-13}A.

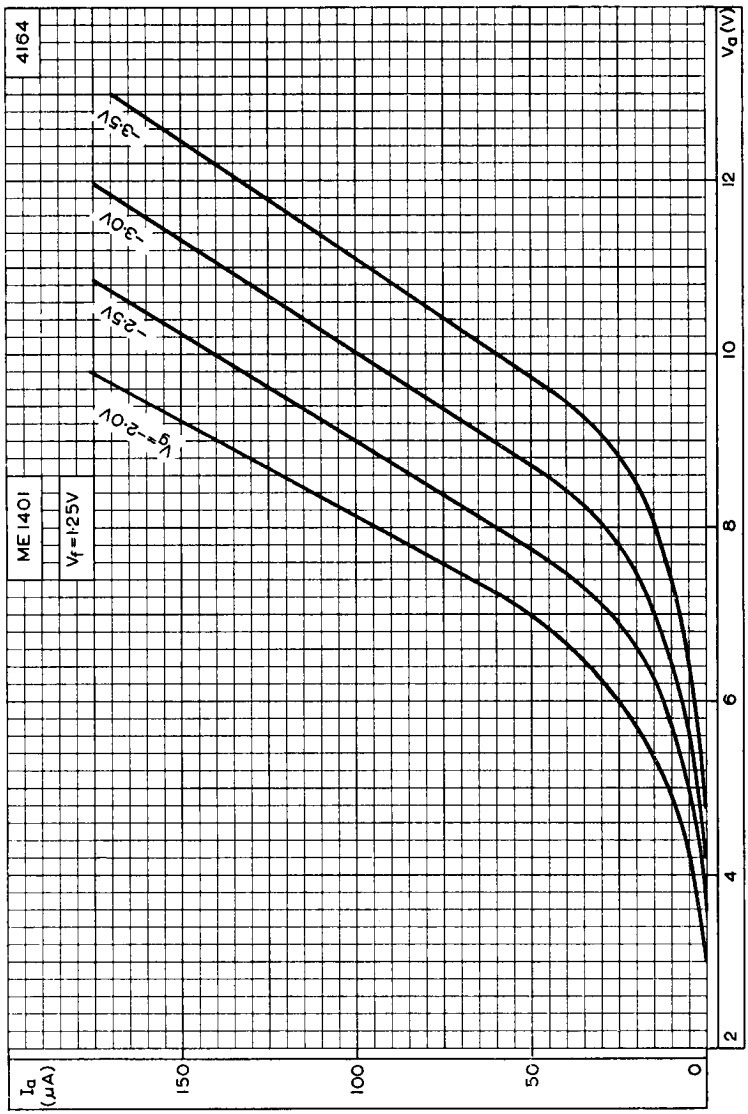

ANODE CURRENT PLOTTED AGAINST ANODE VOLTAGE WITH GRID VOLTAGE AS PARAMETER