# PHILIPS

**KK 2**

OCTODE for use as frequency changer in battery receivers
OCTODE pour l'utilisation comme changeuse de fréquence dans des appareils batterie
OKTODE zur Verwendung als Mischröhre in Batteriegeräten

| | | |
|---|---|---|
| Heating: | direct by battery; parallel supply | |
| Chauffage: | direct par batterie; alimentation en parallèle | Vf = 2,0 V<br>If = 0,13 A |
| Heizung: | direkt durch Batteriestrom; Parallelspeisung | |

Dimensions in mm
Dimensions en mm
Abmessungen in mm

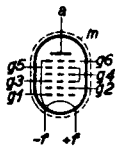


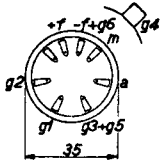


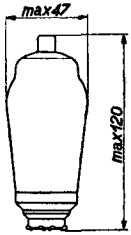


Capacities
Capacités
Kapazitäten

| | | |
|---|---|---|
| Ca | = | 14 pF |
| Cg1 | = | 6,4 pF |
| Cg2 | = | 8 pF |
| Cg4 | = | 10 pF |
| Cag4 | < | 0,07 pF |
| Cg1g4 | < | 0,2 pF |
| Cg2g4 | < | 0,4 pF |

Operating characteristics
Caractéristiques d'utilisation
Betriebsdaten

| | | | | | | |
|---|---|---|---|---|---|---|
| Va | = | 90 | | 135 | | V |
| Vg2 | = | 90 | | 135 | | V |
| Vg3+g5 | = | 45 | | 45 | | V |
| Ig1 | = | 160 | | 160 | | µA |
| Rg1 | = | 50 | | 50 | | kΩ |
| Vosc | = | 8,5 | | 8,5 | | $V_{eff}$ |
| Vg4 | = | -0,5 | -11 | -0,5 | -11 | V |
| Ia | = | 0,7 | - | 0,7 | - | mA |
| Ig2 | = | 1,6 | - | 2,2 | - | mA |
| Ig3+g5 | = | 1,0 | - | 1,0 | - | mA |
| Sc | = | 270 | 2,7 | 270 | 2,7 | µA/V |
| Ri | = | 2 | >10 | 2,5 | >10 | MΩ |

Operating conditions for use on short waves
Caractéristiques d'utilisation pour ondes courtes
Betriebsdaten für Kurzwellen

| | | | | |
|---|---|---|---|---|
| Va | = | 135 | | V |
| Vg2 | = | 135 | | V |
| Vg3+g5 | = | 60 | | V |
| Ig1 | = | 110 | | µA |
| Rg1 | = | 50 | | kΩ |
| Vosc | = | 6 | | Veff |
| Vg4 | = | -1,5 | -15 | V |
| Ia | = | 1 | - | mA |
| Ig2 | = | 3 | - | mA |
| Ig3+g5 | = | 1,4 | - | mA |
| Sc | = | 300 | 3 | µA/V |
| Ri | = | 1,7 | >10 | MΩ |

Limiting values
Caractéristiques limites
Grenzdaten

| | | | | |
|---|---|---|---|---|
| Va | = | max. | 135 | V |
| Wa | = | max. | 0,5 | W |
| Vg2 | = | max. | 135 | V |
| Wg2 | = | max. | 0,6 | W |
| Vg3+g5 | = | max. | 100 | V |
| Wg3+g5 | = | max. | 0,4 | W |
| Ik | = | max. | 10 | mA |
| Vg4 (Ig4 = +0,3 μA) | = | max. | -0,2 | V |
| Rg1 | = | max. | 0,1 | MΩ |
| Rg4 | = | max. | 3 | MΩ |

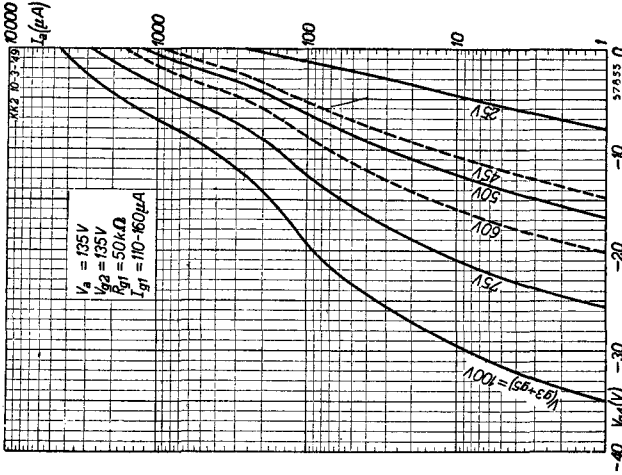
KK2 10-3-49
$I_a$ (μA)
10000
1000
100
10
1
$V_a$ = 135V
$V_{g2}$ = 135V
$R_{g1}$ = 50kΩ
$I_{g1}$ = 110-160μA
25V
45V
50V
60V
75V
100V = (g3+g5)
0
-10
-20
-30
-40
$V_{g4}$ (V)
57855

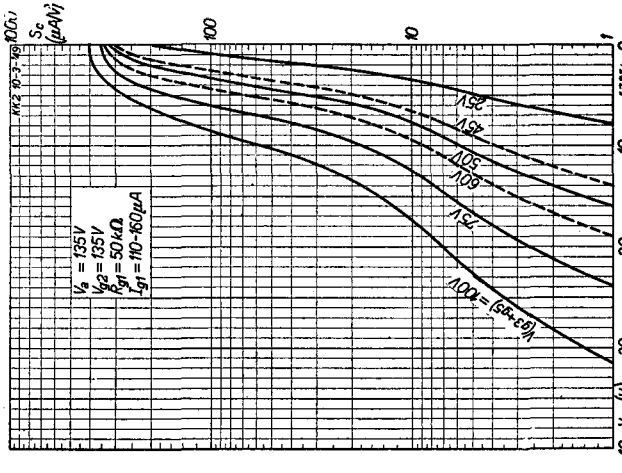
KK2 10-3-49
$S_c$ (μA/V²)
100
10
1
$V_a$ = 135V
$V_{g2}$ = 135V
$R_{g1}$ = 50kΩ
$I_{g1}$ = 110-160μA
25V
45V
50V
60V
75V
100V = (g3+g5)
0
-10
-20
-30
-40
$V_{g4}$ (V)
57854

PHILIPS

Electronic Tube HANDBOOK

**KK2**

| page | sheet | date |
|---|---|---|
| 1 | 1 | 1948.09.07 |
| 2 | 2 | 1948.09.07 |
| 3 | 3 | 1948.09.07 |
| 4 | 4 | 1948.09.07 |
| 5 | FP | 1999.07.16 |