MAINTENANCE TYPE ONLY

Miniature Bi-directional 10-way Computing Tube

GC10/2P

Limit Ratings

Maximum counting rate: sine wave and rectangular pulses	1,000 p.p.s.
Minimum counting rate	1 p.p. hour
Maximum total anode current	500 μA
Minimum total anode current	315 μA
Minimum anode to cathode supply voltage (normal room illumination)	320 V
Maximum potential difference between cathodes and guides	140 V
Maximum output cathode load	150 kΩ
Output pulse produced across the above	35 V

Characteristics

Running voltage at 350 μA	190 V approx.

Recommended Operating Conditions

*Anode current	350 μA ± 10%
**Guide bias	+18 V
Bias on output cathode resistor	—20 V
Forced resetting pulse	—120 V
Double pulse drive—amplitude	—80 V ± 10 V
Double pulse drive—durations	300 μS
Integrated pulse drive—amplitude	—145 V ± 15 V
Integrated pulse drive—duration	350 μS
Integrated pulse drive—min. quiescent time	650 μS
Sine wave drive—amplitude	40—75 V r.m.s.

* The required anode current may be obtained from a 475 V supply via an 820 kΩ resistor.

** This does not apply in the case of the sine wave drive.

GC10/2P

Miniature Bi-directional 10-way Computing Tube

Mechanical Data

Mounting position	Any. For visual indication the tube is viewed through the dome of the bulb.
Alignment	Cathode "O" is approximately aligned with pin No. 5.
Weight	13 g (nominal).
Escutcheon	N.84338.
Base	B7G

Base Connections
(underside view)

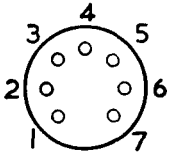
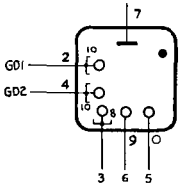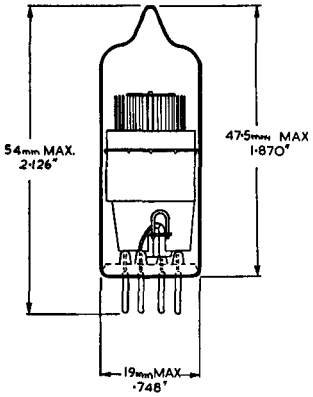
Pin	1	Do not connect
	2	1st Guides
	3	Common cathodes
	4	2nd Guides
	5	Cathode 0
	6	Cathode 9
	7	Anode