Cold-Cathode Gas-Filled Triode

Code: G150/2D (CV413)

The G150/2D cold cathode, gas-filled triode has an activated cathode giving a low maintaining voltage, together with a good life performance.

MECHANICAL DATA

Maximum overall length	81	mm
Maximum seated height	66.7	mm
Maximum diameter	33.3	mm
Base	Small octal wafer with metal shell	
Net weight	32	g

CHARACTERISTICS

Minimum control gap breakdown voltage		60	V
Maximum control gap breakdown voltage		80	V
Nominal control gap maintaining voltage	At 20 mA Cathode Current	60	V
Maximum control gap maintaining voltage	At 20 mA Cathode Current	70	V
Minimum main gap breakdown voltage		150	V
Minimum main gap maintaining voltage	At 20 mA Cathode Current	60	V
Maximum main gap maintaining voltage	At 20 mA Cathode Current	77	V
Recommended value of operating current for relay operation		20	mA
Recommended value of operating current for counter applications		2	mA

MAXIMUM RATINGS

Maximum peak cathode current	50	mA
Maximum average cathode current	30	mA

DYNAMIC CHARACTERISTICS

Transfer

For general dynamic behaviour see curves at the end of this data.

Deionisation

It should be noted that the curves shown refer to most unfavourable conditions. If the negative going pulse went to approximately 45 volts, instead of to zero, the deionisation time would be improved by as much as a factor of three.

APPLICATION NOTE

The life expectancy of these valves is a function of cathode current. Curves showing typical figures of life versus D.C. cathode current are included in this data.

© *1958 Standard Telephones and Cables Limited*

Cold-Cathode Gas-Filled Triode

Code: G150/2D (CV413)

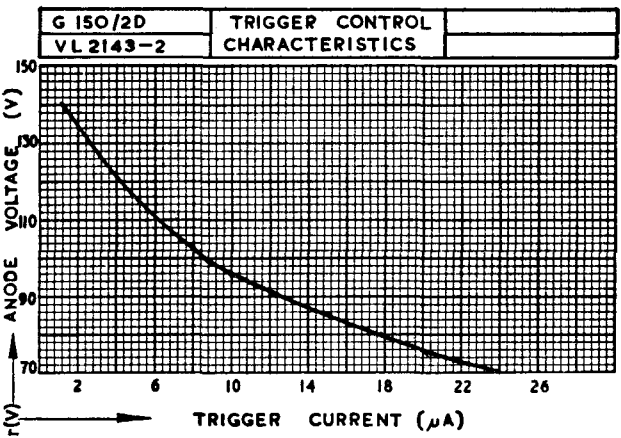

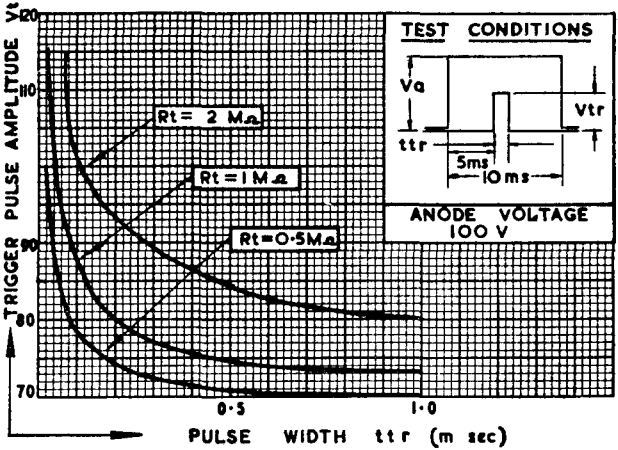

Cold Cathode Gas-Filled Triode

Code: G150/2D (CV413)

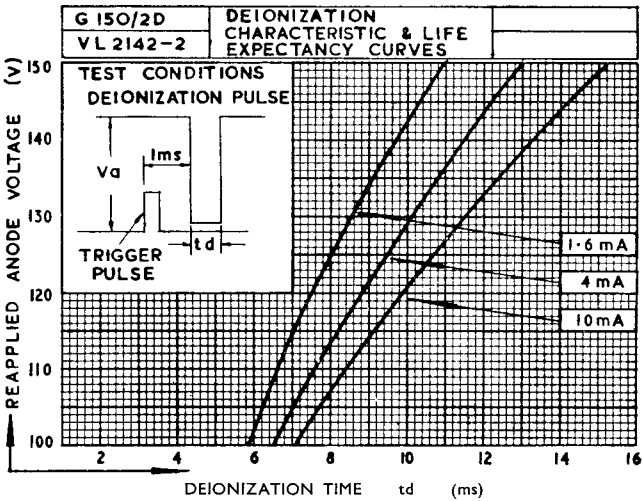

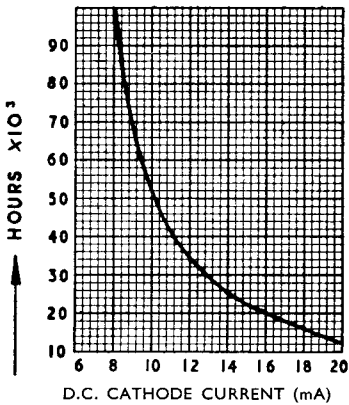

Cold-Cathode Gas-Filled Triode

Code: G150/2D (CV413)

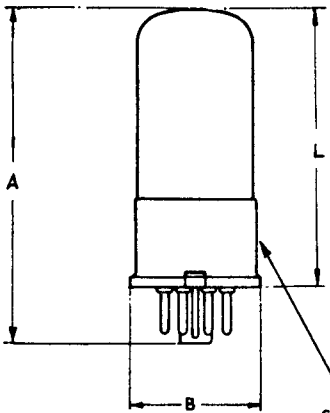

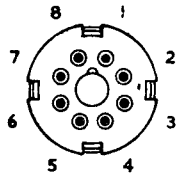

BASING

1 METAL BASE SHELL
2 BLANK
3 ANODE
4 BLANK
5 TRIGGER
6 } INTERNALLY
7 } STRAPPED
8 CATHODE

SMALL WAFER OCTAL WITH METAL SHELL

DIM	MILLIMETRES	INCHES
A	81·0 MAX	3 3/16 MAX
B	33·3 MAX	1 5/16 MAX
L	66·7 MAX	2 5/8 MAX

NOTE:- BASIC FIGURES ARE INCHES.