FU-13型　振荡束射四极管



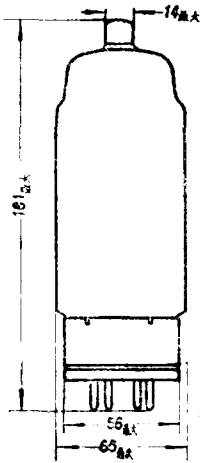

类　　型：直热式碳化钍钨阴极

用　　途：功率放大

主要电参数

灯丝电压(～或－)	10V
灯丝电流	5±0.3A
阳极电压(－)	2KV
第二栅极电压(－)	400V
束射屏电压(－)	0V
第一栅极电压(－)	－100V
阳极电流	50±15mA
跨导	4±0.9mA/v
频率为15MHz时输出功率	不小于220W
频率为30MHz时输出功率	不小于180W

极间电容

输入电容	$16.3^{+3.2}_{-3.3}$PF

电极和管脚连接图

1—空脚

2—灯丝

3—灯丝

4—空脚

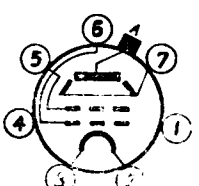

5—第二栅极

6—第一栅极

7—束射屏

A—顶部出头—阳极

输出电容	14±3.5PF
过渡电容	不大于0.25PF

极限运用数据

最大灯丝电压(～或－)	10.5V
最小灯丝电压(～或－)	9.5V
最大阳极电压(－)	2KV
最大第二栅极电压(－)	400V
最大阳极损耗功率	100W
最大第二栅极损耗功率	22W
最高工作频率	30MHz

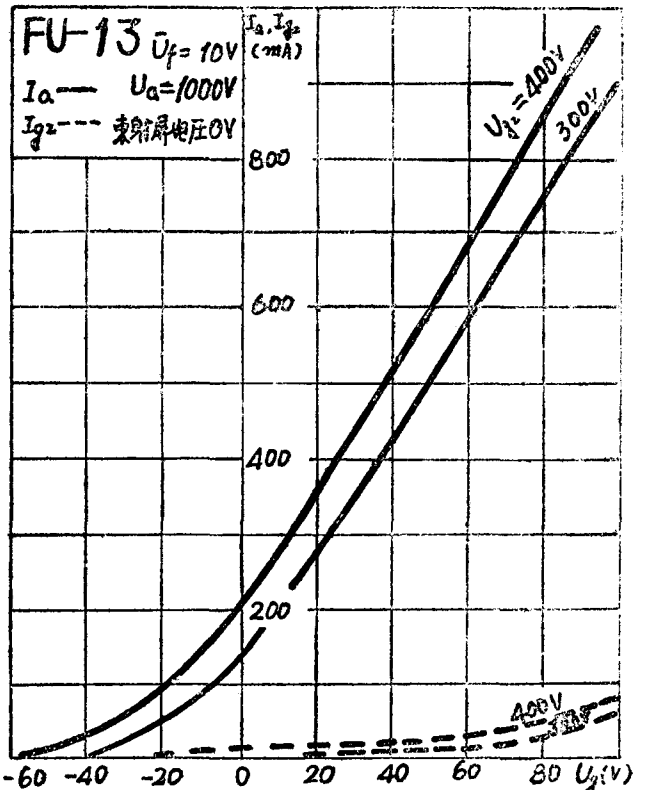

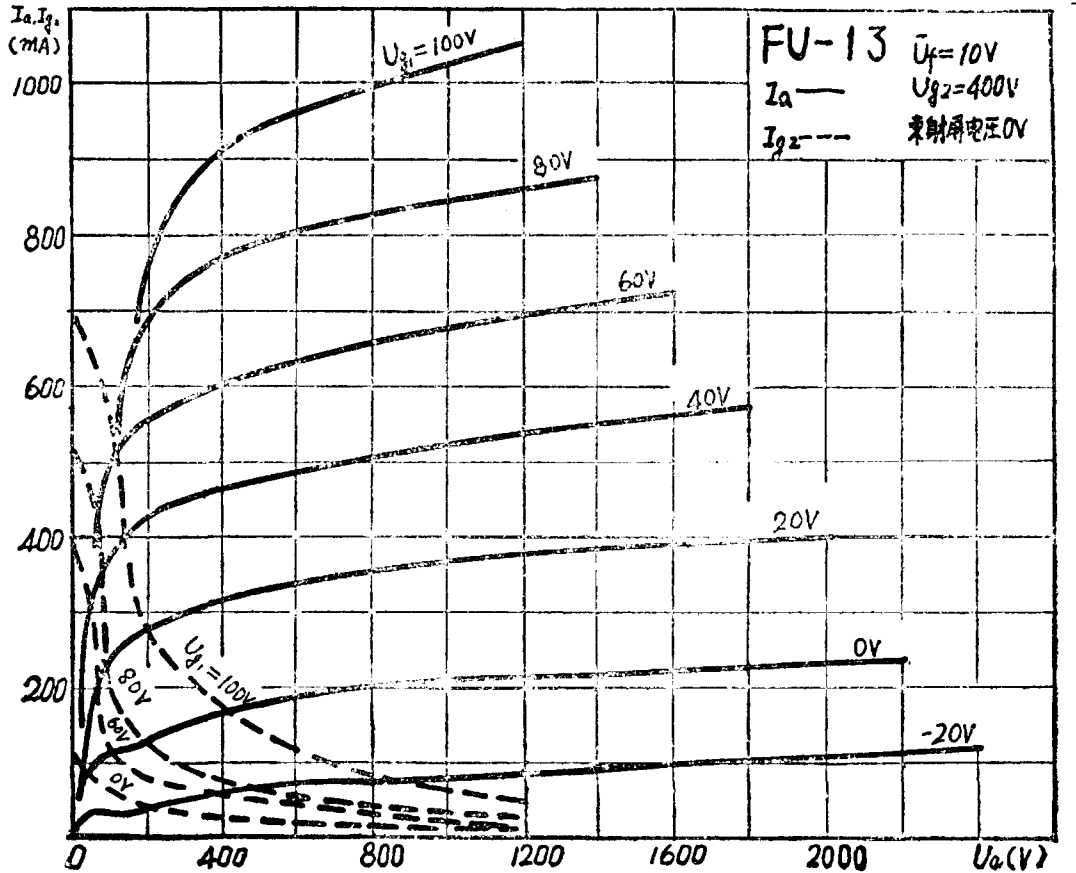
FU-13
Uf=10V
Ug2=400V
Ia——
Ig2---
束射屏电压0V
Ia,Ig1 (mA)
1000
800
600
400
200
0
400
800
1200
1600
2000
Ua(V)
Ug1=100V
80V
60V
40V
20V
0V
-20V
Ug1=100V
80V
60V
0V

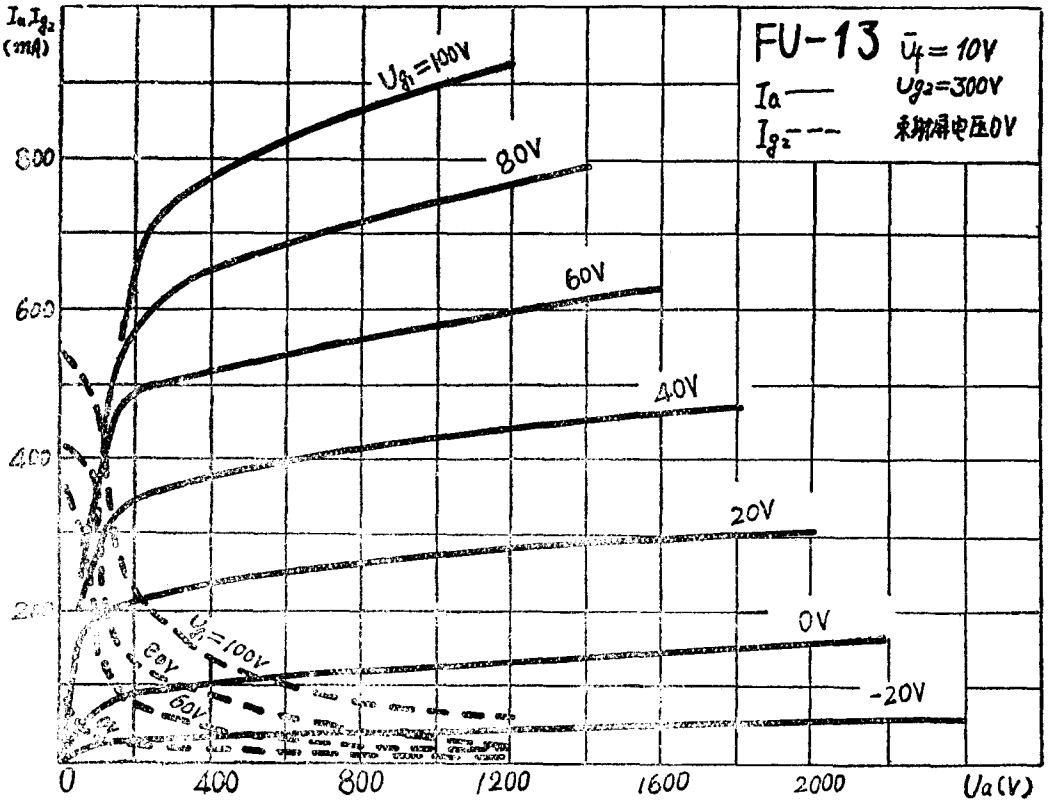
I_a, I_{g_2} (mA)
800
600
400
200
0
400
800
1200
1600
2000
U_a(V)
FU-13
$\bar{U}_f$ = 10V
I_a ——
U_{g_2}=300V
I_{g_2} - - -
栅屏电压0V
U_{g_1}=100V
80V
60V
40V
20V
0V
-20V
U_{g_1}=100V
80V
60V

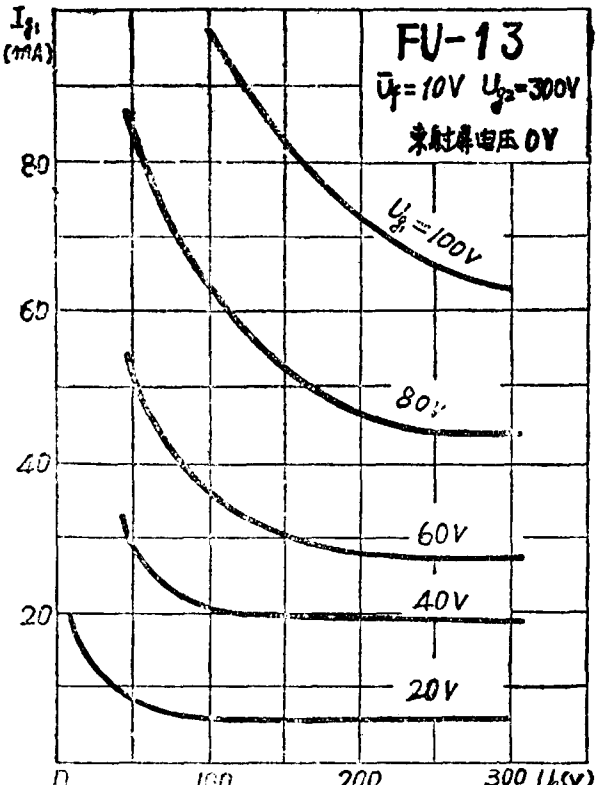
FU-13
U_f=10V U_{g2}=300V
末射极电压 0V
I_{g1} (mA)
80
60
40
20
0
100
200
300
U_a(V)
U_{g1}=100V
80V
60V
40V
20V

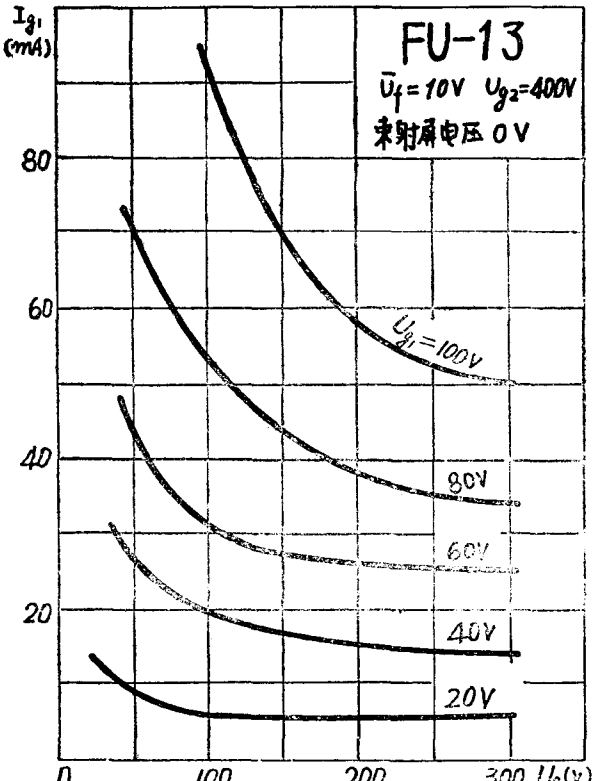
FU-13
$\bar{U}_f$=10V U_{g2}=400V
未射屏电压 0V
I_{g1} (mA)
80
60
40
20
0
100
200
300
U_a(V)
U_{g1}=100V
80V
60V
40V
20V