PHILIPS

EL83

PENTODE for use as video output tube
PENTHODE pour utilisation comme tube de sortie vidéo
PENTODE zur Verwendung als Video-Endröhre

Heating : indirect by A.C. or D.C. parallel supply
Chauffage: indirect par C.A. ou C.C. alimentation parallèle
Heizung : indirekt durch Wechsel- oder Gleichstrom; Parallelspeisung

V_f = 6,3 V
I_f = 710 mA

Dimensions in mm
Dimensions en mm
Abmessungen in mm

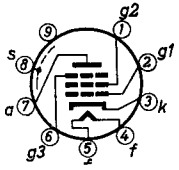

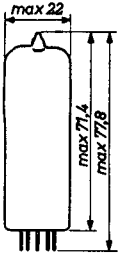

Base, culot, Sockel: NOVAL

Capacitances
Capacités
Kapazitäten

C_{g1}	=	10,8	pF
C_a	=	6,6	pF
C_{ag1}	<	0,1	pF
C_{g1g2}	=	3,2	pF
C_{g1f}	<	0,15	pF

Typical characteristics
Caractéristiques types
Kenndaten

V_a	=	250	V
V_{g3}	=	0	V
V_{g2}	=	250	V
V_{g1}	=	-5,5	V
I_a	=	36	mA
I_{g2}	=	5	mA
S	=	10	mA/V
μ_{g2g1}	=	24	
R_1	=	0,13	MΩ

Limiting values
Caractéristiques limites
Grenzdaten

V_{a_o}	= max.	550	V
V_a	= max.	300	V
W_a	= max.	9	W
V_{g2_o}	= max.	550	V
V_{g2}	= max.	300	V
W_{g2}	= max.	2	W
I_k	= max.	70	mA
V_{g1} (I_{g1} = +0,3 μA)	= max.	-1,3	V
R_{g1}	= max.	1	MΩ [1]
R_{g1}	= max.	0,5	MΩ [2]
R_{kf}	= max.	20	kΩ
V_{kf}	= max.	100	V

[1] With automatic bias
Avec polarisation automatique
Mit automatischer Gittervorspannung

[2] With fixed bias
Avec polarisation fixe
Mit fester Gittervorspannung

PHILIPS

EL 83

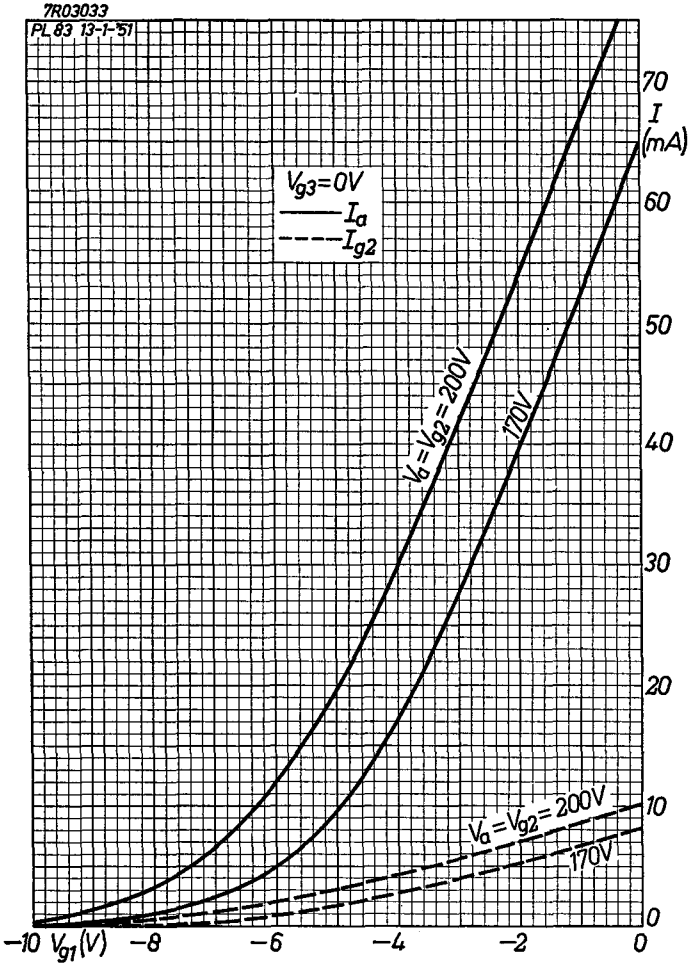

7.7.1960

A

EL83

PHILIPS

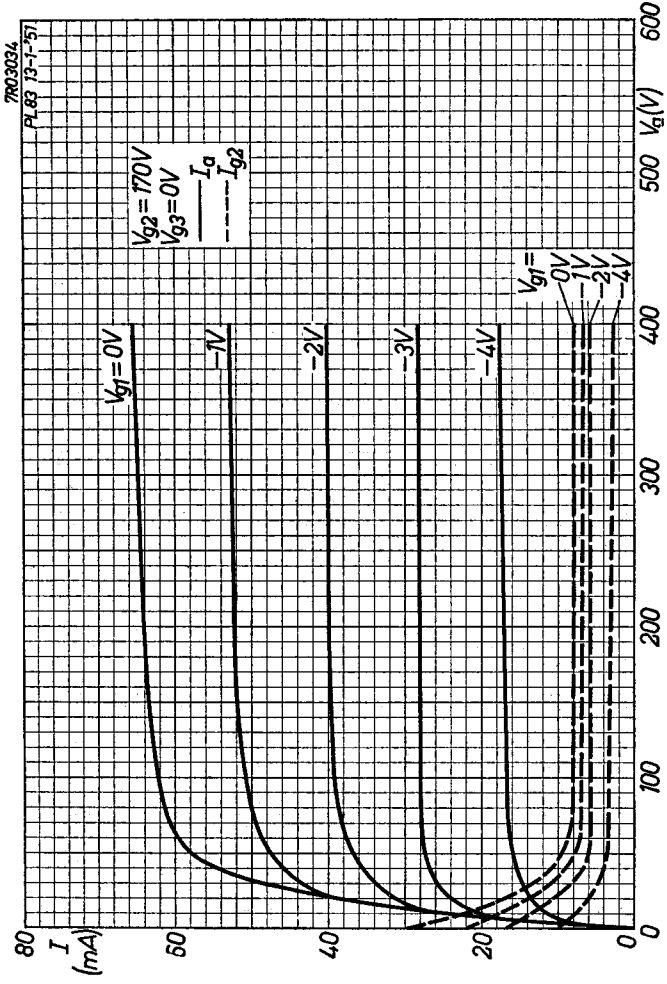

B

PHILIPS

EL 83

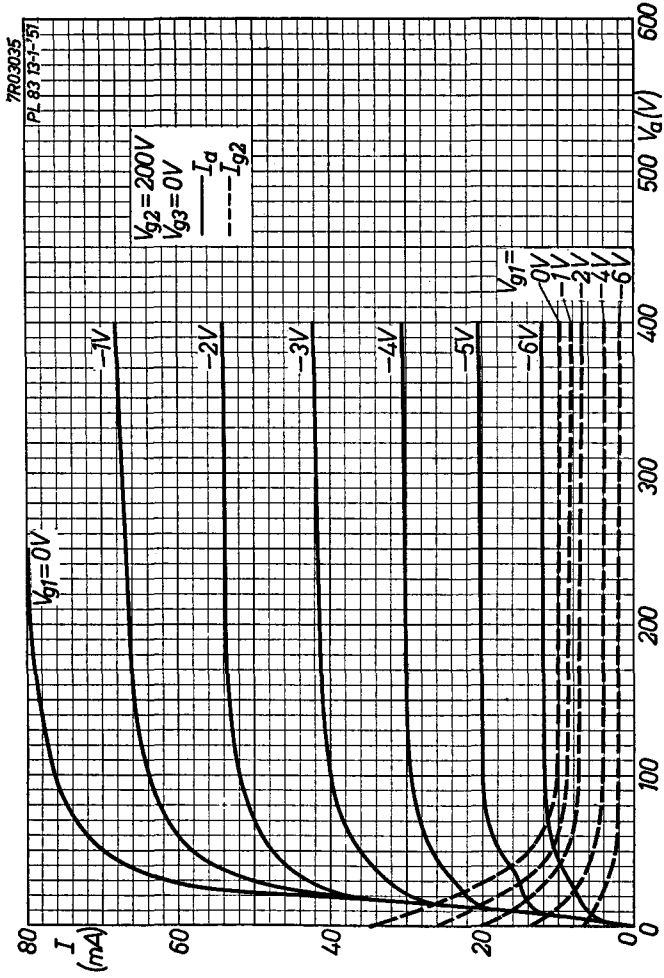

7.7.1960

C

PHILIPS

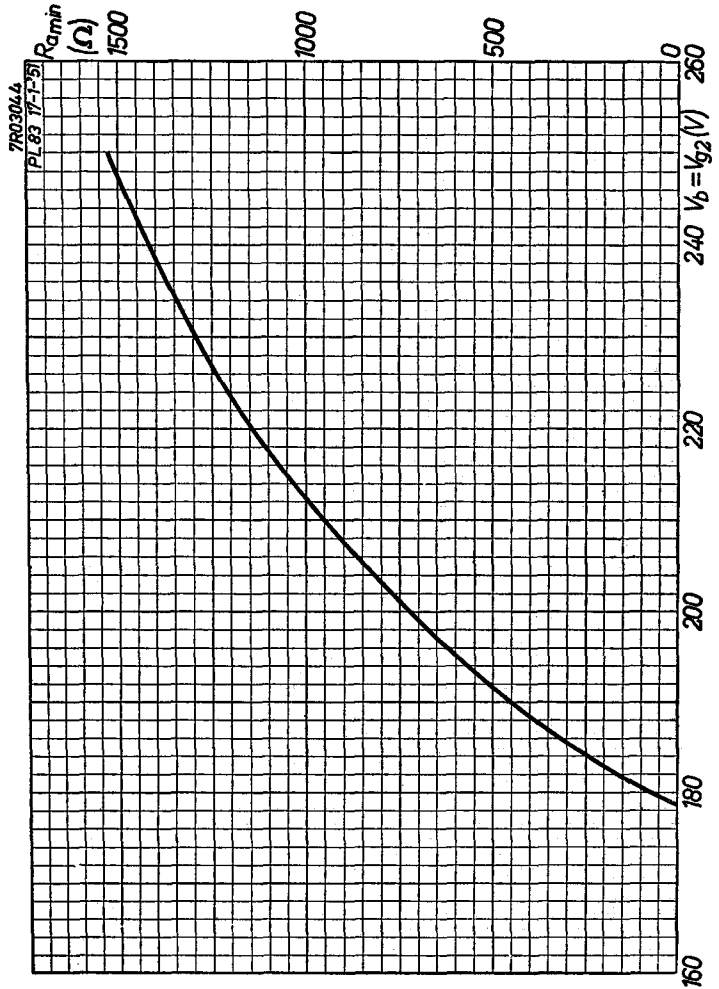
7R03044
PL83 17-1-51
$R_{a\,min}$ (Ω)
1500
1000
500
0
260
240
220
200
180
160
$V_b = V_{g2}$ (V)

PHILIPS

Electronic Tube HANDBOOK

EL83

page	sheet	date
1	1	1957.03.03
2	2	1957.03.03
3	A	1960.07.07
4	B	1960.07.07
5	C	1960.07.07
6	D	1960.07.07
7	FP	2005.05.06