OUTPUT PENTODE
PENTHODE DE SORTIE
ENDPENTODE

Heating: indirect by A.C. or D.C.; parallel supply
Chauffage: indirect par C.A. ou C.C.; alimentation en parallèle
Heizung: indirekt durch Wechsel- oder Gleichstrom; Parallelspeisung

V_f = 6,3 V
I_f = 1,9 A

Dimensions in mm
Dimensions en mm
Abmessungen in mm

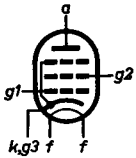

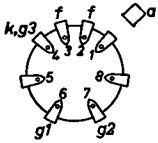

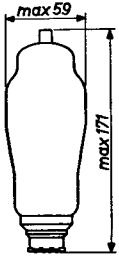

Base, culot, Sockel: P

Capacitances
Capacités
Kapazitäten

C_{ag1} < 1,5 pF

Typical characteristics
Caractéristiques types
Kenndaten

V_a	=	500	750	V
V_{g2}	=	500	750	V
V_{g1}	=	-20	-37,5	V
I_a	=	87	60	mA
I_{g2}	=	13	10	mA
S	=	11	8	mA/V
μ_{g2g1}	=	16,5	16,5	-
R_i	=	33	50	kΩ

Operating characteristics
Caractéristiques d'utilisation
Betriebsdaten

		class B classe B Klasse B		class AB classe AB Klasse AB		
V_a	=	750		500		V
V_{g2}	=	750		500		V
V_{g1}	=	-40		-		V
R_k	=	-		100		Ω
R_{aa}	=	6		4,8		kΩ
R_{g2}	=	[1])		-		-
V_i	=	0	28,5	0	19	$V_{eff.}$
I_a	=	2x40	2x145	2x87	2x110	mA
I_{g2}	=	2x7,5	2x30	2x13	2x23	mA
W_o	=	0	140	0	67,5	W
d_{tot}	=	-	5	-	5	%

Limiting values
Caractéristiques limites
Grenzdaten

V_{ao}	= max.	1500	V
V_a	= max.	750	V
W_a	= max.	45	W
V_{g2o}	= max.	1500	V
V_{g2}	= max.	750	V
W_{g2} (V_i = 0)	= max.	7	W
W_{g2} (W_o = max.)	= max.	25	W
I_k	= max.	200	mA
V_{g1} (I_{g1}=+0,3 μA)	= max.	-1,3	V
R_{g1} (A, B)	= max.	0,35	MΩ
R_{g1} (AB)	= max.	0,7	MΩ
V_{fk}	= max.	50	V
R_{fk}	= max.	20	kΩ

---

[1]) Incandescent lamp of 550 V/68 W
Lampe à incandescence de 550 V/68 W
Glühlampe von 550 V/68 W

PHILIPS

Electronic Tube HANDBOOK

EL51

page	sheet	date
1	1	1953.04.04
2	2	1953.04.04
3	FP	1999.07.04