OUTPUT PENTODE

EL32

Output pentode with 200mA. heater for use in A.C., D.C./A.C. or car radio receivers.

HEATER

This valve is suitable for DC/AC operation.

V_h	6.3	V
I_h	0.2	A

OPERATING CONDITIONS AS CLASS 'A' AMPLIFIER

V_a	250	V
V_{g2}	250	V
V_{g1}	-18	V
I_a	32	mA
I_{g2}	5	mA
g_m	2.8	mA/V
r_a	70,000	ohms
R_a	8,000	ohms
W_{out}	3.6	W
V_{in}(rms)	10	V
D_{tot}	10	%

OPERATING CONDITIONS FOR TWO VALVES IN PUSH-PULL

V_a	200	250	V
V_{g2}	200	250	V
R_k	300	310	ohms
I_{ao}	2x21	2x27.5	mA
I_a max	2x24.5	2x32	mA
I_{g2o}	2x3.85	2x4.4	mA
I_{g2} max.	2x6.1	2x8.0	mA
R_a (anode to anode)	9,000	8,000	ohms
W_{out}	5.1	7.0	W
D_{tot}	1.6	1.5	%

OPERATING CONDITIONS AS TRIODE

V_a	200	200	250	250	V
V_{g1}	-19	-14	-27	-20	V
I_a	15	30	15	30	mA
g_m	2.1	3.2	1.7	2.6	mA/V
r_a	3,300	2,400	4,100	3,100	ohms
μ	7	8	7	8	

EL32

OUTPUT PENTODE

Output pentode with 200mA. heater for use in A.C., D.C./A.C. or car radio receivers.

LIMITING VALUES

$V_{a(b)}$ max.	550	V
V_a max.	250	V
w_a max.	8	W
I_k max.	45	mA
$V_{g2(b)}$ max.	550	V
V_{g2} max.	250	V
w_{g2} max.	1.6	W
V_{g1} max. (I_{g1}=0.3uA)	-1.3	V
R_{h-k} max.	5,000	ohms
R_{g1} max. (Self bias)	1	megohm
R_{g1} max. (Fixed bias)	0.6	megohm
V_{h-k} max.	50	V

ARRANGEMENT OF ELECTRODES AND BASE CONNECTIONS

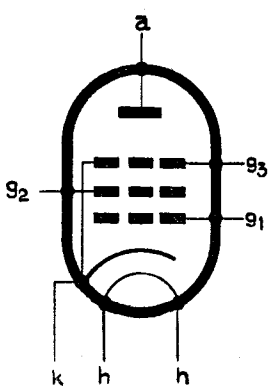

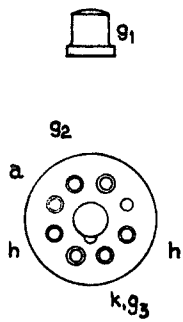

OCTAL BASE

DIMENSIONS

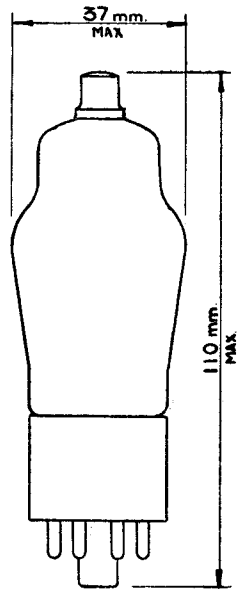

EL32

OUTPUT PENTODE

Output pentode with 200mA. heater for use in A.C., D.C./A.C. or car radio receivers.

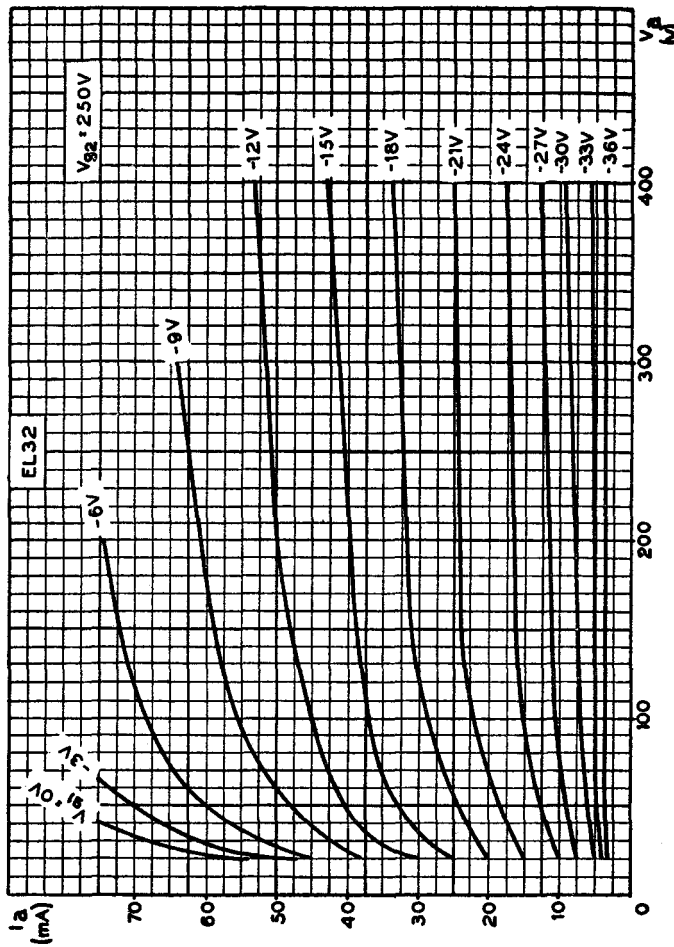

EL32

OUTPUT PENTODE

Output pentode with 200mA. heater for use in A.C., D.C./A.C. or car radio receivers.

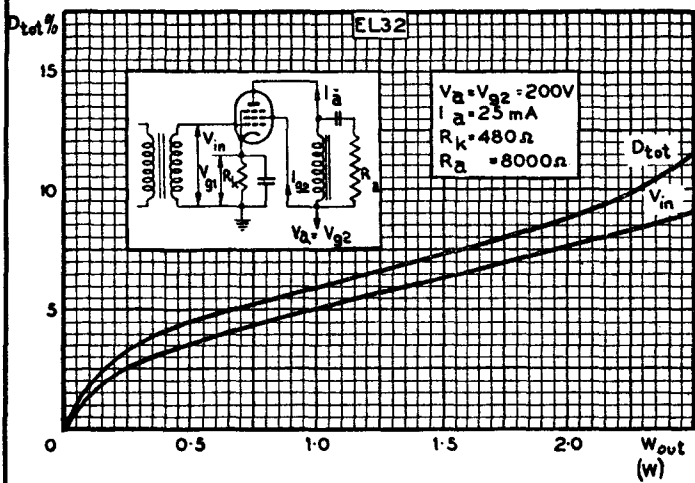

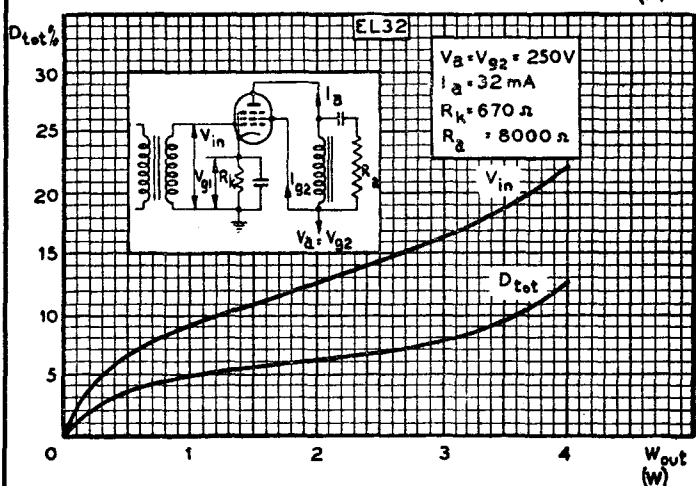

EL32

OUTPUT PENTODE

Output pentode with 200mA. heater for use in A.C., D.C./A.C. or car radio receivers.

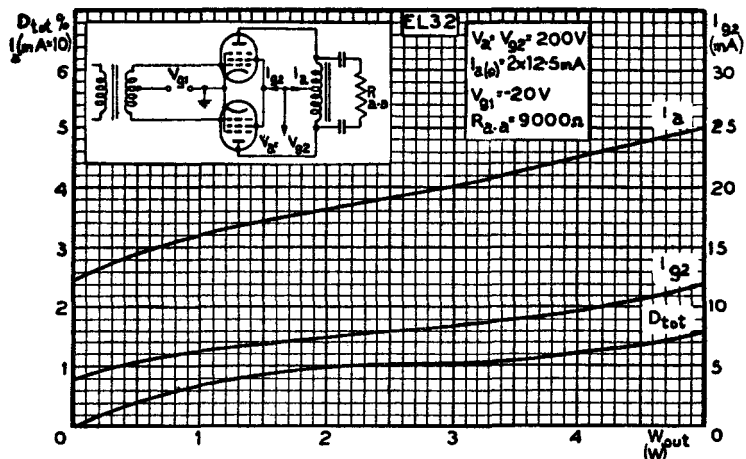

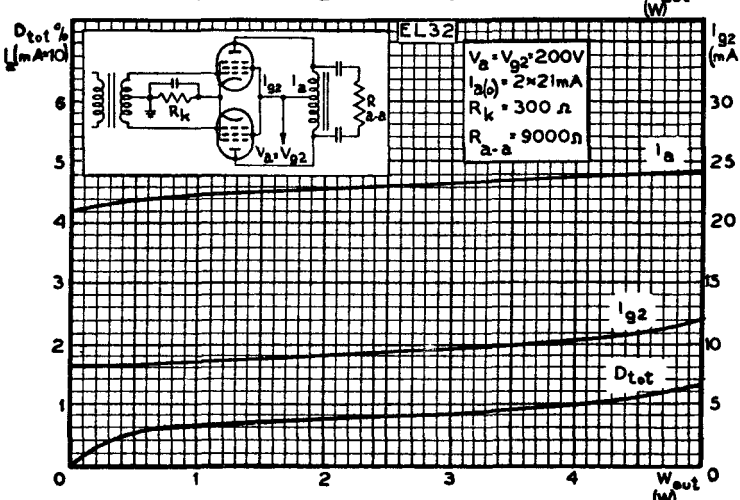

EL32

OUTPUT PENTODE

Output pentode with 200mA. heater for use in A.C., D.C./A.C. or car radio receivers.

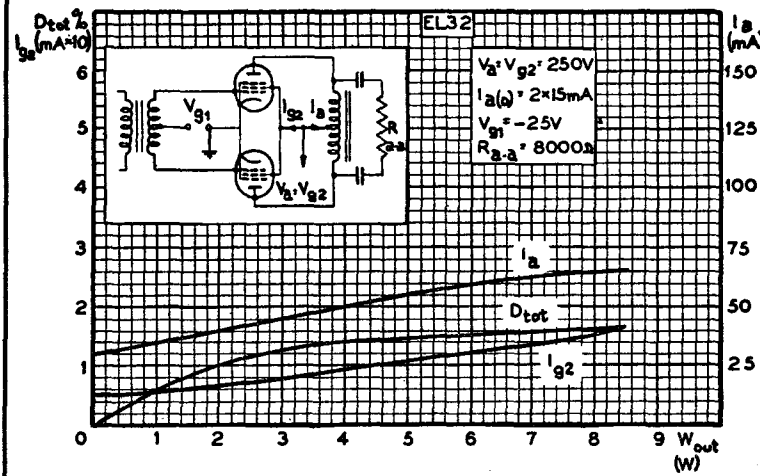

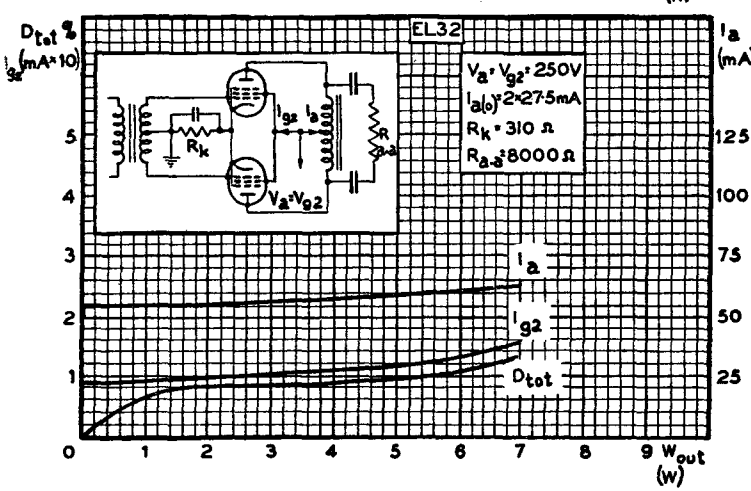

EL32

OUTPUT PENTODE

Output pentode with 200mA. heater for use in A.C., D.C./A.C. or car radio receivers.

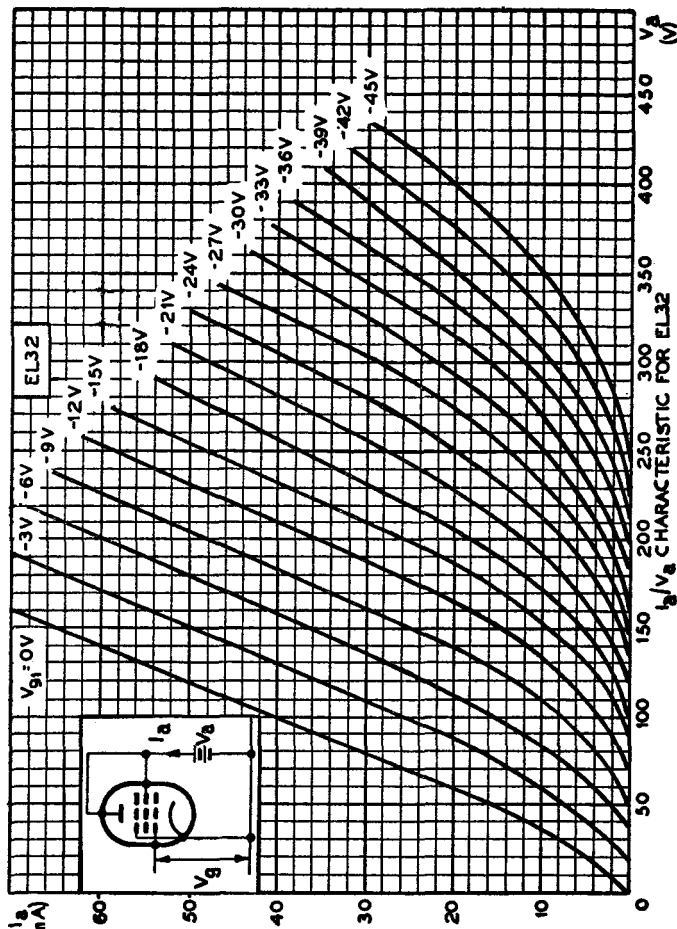

EL32

OUTPUT PENTODE

Output pentode with 200mA. heater for use in A.C., D.C./A.C. or car radio receivers.

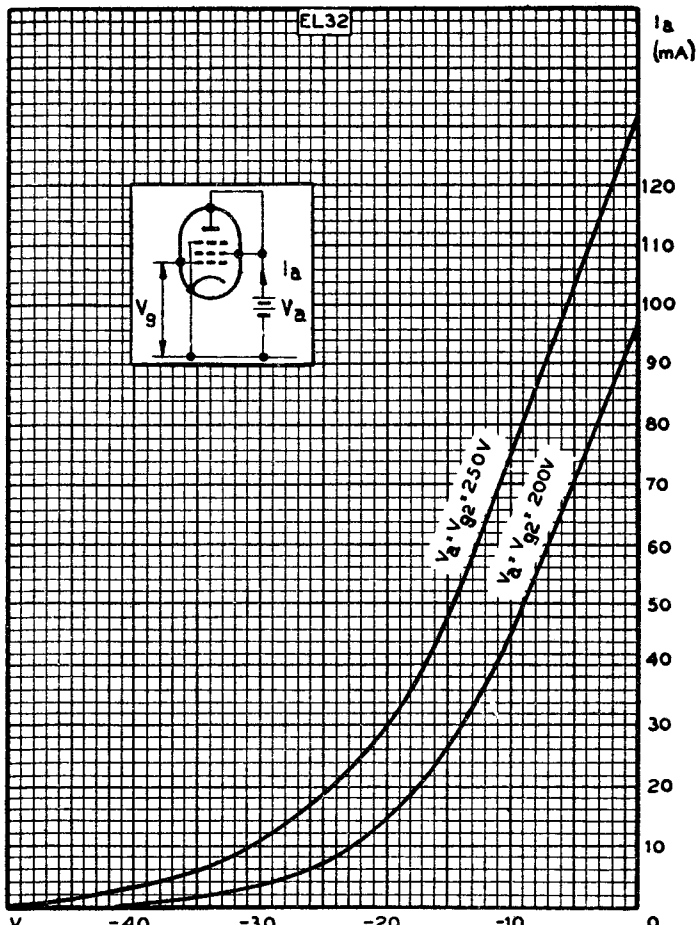

V_{g1}/I_a CHARACTERISTIC FOR EL32 CONNECTED AS A TRIODE