6AK5/EF95

RF AMPLIFIER

Sharp Cutoff Pentode

Construction .....Miniature T-5½
Base .....Button 7 Pin
Basing 7BD
Outline 5-2
Maximum Diameter .....0.750 In.
Maximum Seated Height .....1.500 In.
Maximum Overall Height .....1.750 In.

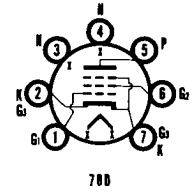

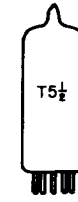

ELECTRICAL DATA

HEATER OPERATION

Heater Voltage	6.3 Volts
Heater Current	175 Ma
Maximum Heater-Cathode Voltage	90 Volts

DIRECT INTERELECTRODE CAPACITANCES

	Shielded(1)	Unshielded
Grid to Plate	0.02	0.03 Pf
Input	4.0	4.0 Pf
Output	2.8	2.1 Pf

RATINGS (Design Center Rating System)

Plate Voltage (Max.)	180 Volts
Plate Dissipation (Max.)	1.7 Watts
Screen Voltage (Max.)	140 Volts
Screen Dissipation (Max.)	0.5 Watt
Screen Supply Voltage (Max.)	180 Volts
Positive Control Grid Voltage (Max.)	0 Volt
Cathode Current (Max.)	18 Ma

CHARACTERISTICS AND TYPICAL OPERATION

Class A1 Amplifier

Plate Voltage	120	180 Volts
Screen Voltage	120	120 Volts
Cathode Bias Resistor(2)	180	180 Ohms
Plate Current	7.5	7.7 Ma
Screen Current	2.5	2.4 Ma
Transconductance	5000	5100 μmhos
Plate Resistance (Approx.)	0.30	0.50 Megohm

NOTES:

(1) Shield No. 316 connected to cathode.
(2) Fixed bias operation is not recommended.

6AK10

9AK10

Color Television Type

COLOR DIFFERENCE AMPLIFIER

Triple Triode

Construction.....Compactron T-9
Base E12-70
Basing 12FE
Outline 9-59
Maximum Diameter .....1.188 In.
Maximum Seated Height .....2.250 In.
Maximum Overall Height .....2.625 In.

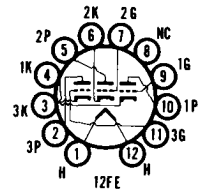

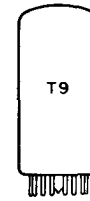

ELECTRICAL DATA

HEATER OPERATION

	9AK10	6AK10
Heater Voltage	9.5	6.3 Volts
Heater Current	600	900 Ma
Heater Warm-up Time	11	— Seconds

Maximum Heater Cathode Voltage
Heater Negative with Respect to Cathode
Total DC and Peak ..... 200 Volts
Heater Positive with Respect to Cathode
DC ..... 100 Volts
Total DC and Peak ..... 200 Volts