DOUBLE DIODE

Double diode with separate cathodes.

QUICK REFERENCE DATA			
A.C. supply voltage	V_{tr}	150	V_{RMS}
D.C. current per system	I_o	9	mA

HEATING: Indirect by A.C. or D.C.; series or parallel supply

Heater voltage	V_f	6.3	V
Heater current	I_f	300	mA

DIMENSIONS AND CONNECTIONS Dimensions in mm

Base: Miniature

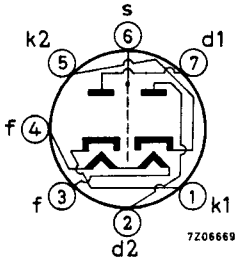

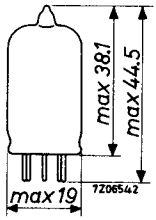

CAPACITANCES

		With external shield	Without external shield	
Diode No.1 to all	C_{d_1}	3.0	2.5	pF
Diode No.2 to all	C_{d_2}	3.0	2.5	pF
Diode No.1 to diode No.2	$C_{d_1d_2}$	max.0.026	max.0.068	pF
Cathode No.1 to all	C_{k_1}	3.4	3.4	pF
Cathode No.2 to all	C_{k_2}	3.4	3.4	pF

LIMITING VALUES Design centre rating system. (Each system)

Diode voltage, negative peak	$-V_{d_p}$	max.	420	V
Diode current	I_d	max.	9	mA
Diode current, peak	I_{d_p}	max.	54	mA
Cathode to heater voltage peak (k neg)	V_{kf_p} (k neg)	max.	150	V
Cathode to heater voltage, peak (k pos)	V_{kf_p} (k pos)	max.	330	V
D.C. component		max.	200	V
A.C. component		max.	165	V_{RMS}

As half wave rectifier
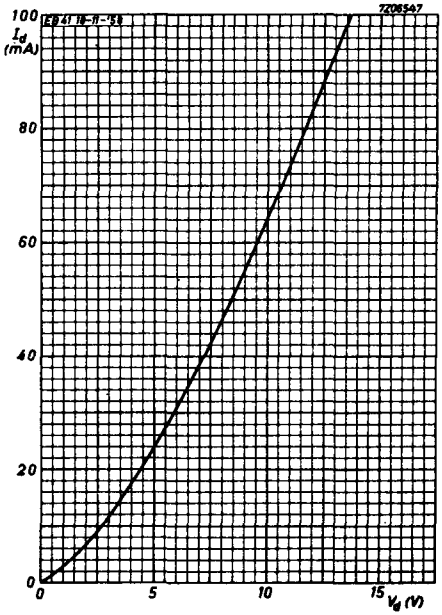
A.C. supply voltage	V_{tr}	max.	150	V_{RMS}
D.C. current	I_o	max.	9	mA
Input capacitor of smoothing filter	C_{filt}	max.	8	μF
Protecting resistance	R_t	min.	300	Ω
Cathode to heater voltage, peak (k pos)	V_{kf_p} (k pos)	max.	330	V
D.C. component		max.	200	V
A.C. component		max.	165	V_{RMS}