Vacuum tube 6922 Genalex/E88CC is a miniature twin triode with equipotential cathodes, designed to amplify low freguency voltage in radio engineering devices.

Pin arrangement

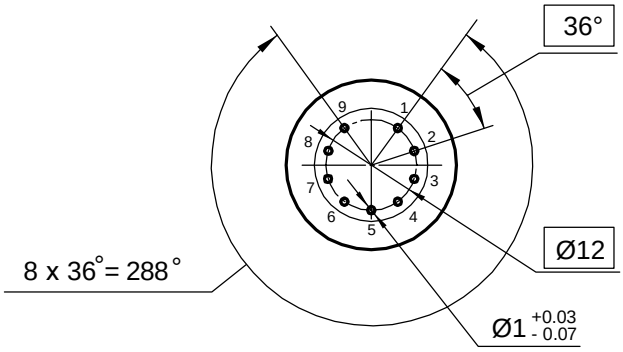

Electrode -to - lead connection diagram

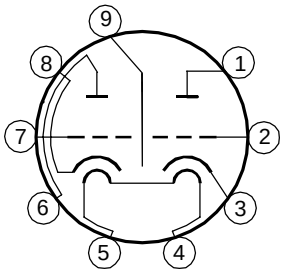

Dimensions

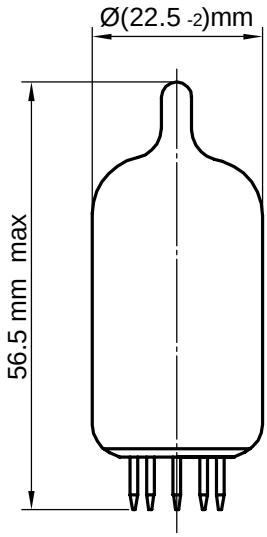

Lead designation	Name of electrode
1	Second triode plate
2	Second triode grid
3	Second triode cathode
4, 5	Heater
6	First triode plate
7	First triode grid
8	First triode cathode
9	Screen

Electrical parameters

Parameters, conditions and units	Nominal	
	min	max
Heater current,mA	335	385
Grid reverse current, µA , (at: filament voltage 6.3 V, plate voltage 120 V, grid voltage minus 1.5 V, resistance in grid circuit 0.51 M Ω)	—	0.3
Plate current, mA, (at: filament voltage 6.3 V, plate voltage 90 V, resistance in cathode circuit 82 Ω)	14	18
Plate current at the beginning of the characteristic, µA (at: filament voltage 6.3 V, plate voltage 90 V, grid voltage minus 8 V,		100
Slope of characteristic, mA/V (at: filament voltage 6.3 V, plate voltage 90 V, resistance in cathode circuit 82 Ω)	9	16
Amplification factor (at: filament voltage 6.3 V, plate voltage 90 V, resistance in cathode circuit 82 Ω)	24	40
Cathode - heater insulation resistance, M Ω (at: filament voltage 6.3 V, cathode -heater voltage ± 200 V)	12.5	—

Limiting Values

Parameters, units	Nominal	
	min	max
Filament voltage, V	6	6.6
Plate voltage, V	—	300
Cathode - heater voltage, V	—	± 150
Cathode current (average), mA	—	20
Power dissipation at the plate of each triode, W	—	1.8
Grid circuit resistance for each of the triodes, M Ω	—	1.0
Grid voltage, negative, V	—	100
Temperature at the most heated part of the envelope, K°	—	393

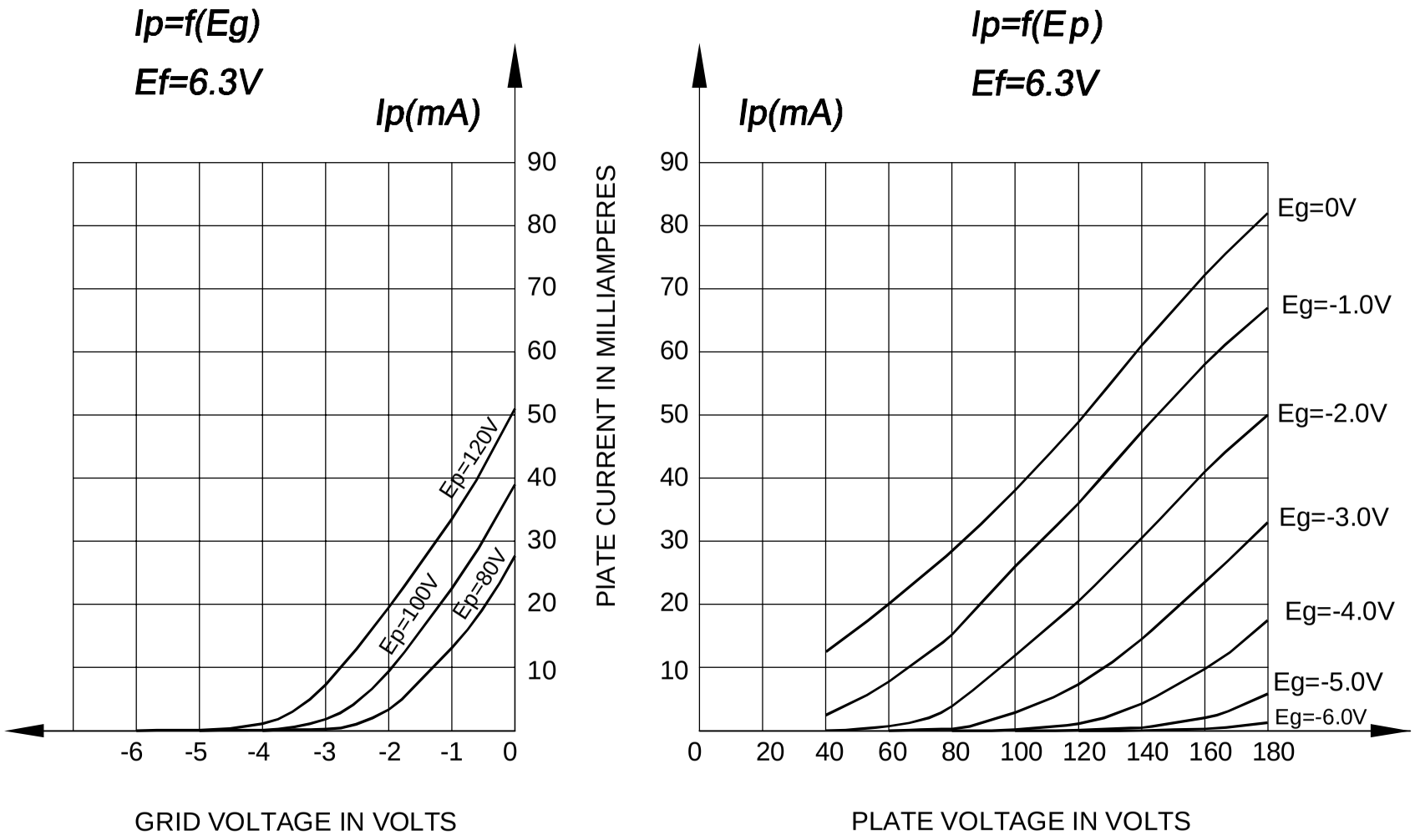
Ip=f(Eg)
Ef=6.3V
Ip(mA)
90
80
70
60
50
40
30
20
10
Ep=120V
Ep=100V
Ep=80V
-6
-5
-4
-3
-2
-1
0
GRID VOLTAGE IN VOLTS
PIATE CURRENT IN MILLIAMPERES
Ip=f(Ep)
Ef=6.3V
Ip(mA)
Eg=0V
Eg=-1.0V
Eg=-2.0V
Eg=-3.0V
Eg=-4.0V
Eg=-5.0V
Eg=-6.0V
0
20
40
60
80
100
120
140
160
180
PLATE VOLTAGE IN VOLTS