PHILIPS

DL 64

OUTPUT PENTODE for use in hearing aids
PENTHODE DE SORTIE pour appareils pour sourds
ENDPENTODE für Schwerhörigengeräte

Heating : direct by D.C.; parallel supply
Chauffage: direct par C.C.; alimentation- parallèle
Heizung : direkt durch Gleichstrom; Parallelspeisung

V_f = 1,25 V
I_f = 10 mA

Dimensions in mm
Dimensions en mm
Abmessungen in mm

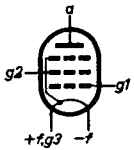

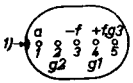

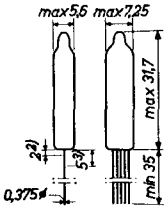

Base, culot, Sockel: Subminiature

Capacitances
Capacités
Kapazitäten

C_{g1} = 2,5 pF
C_a = 2,4 pF
C_{ag1} < 0,25 pF

---

1) Red spot
Point rouge
Roter Punkt

2) This part of the leads should not be bent
Cette partie des fils ne sera pas pliée
Dieser Teil der Drähte soll nicht gebogen werden

3) This part of the leads should not be soldered
Cette partie des fils ne sera pas soudée
Dieser Teil der Drähte soll nicht gelötet werden

PHILIPS DL 64

OUTPUT PENTODE for use in hearing aids
PENTHODE DE SORTIE pour appareils pour sourds
ENDPENTODE für Schwerhörigengeräte

Heating : direct by D.C.; parallel supply
Chauffage: direct par C.C.; alimentation- parallèle
Heizung : direkt durch Gleichstrom; Parallelspeisung

V_f = 1,25 V
I_f = 10 mA

Dimensions in mm
Dimensions en mm
Abmessungen in mm

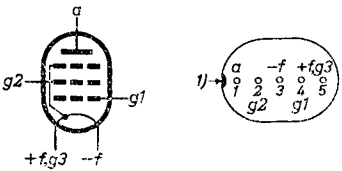

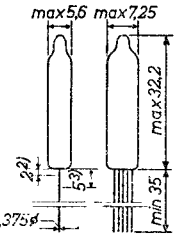

Base, culot, Sockel: Subminiature

Capacitances
Capacités
Kapazitäten

C_{g1} = 2,5 pF
C_a = 2,4 pF
C_{ag1} < 0,25 pF

---

1) Red spot
Point rouge
Roter Punkt

2) This part of the leads should not be bent
Cette partie des fils ne sera pas pliée
Dieser Teil der Drähte soll nicht gebogen werden

3) This part of the leads should not be soldered
Cette partie des fils ne sera pas soudée
Dieser Teil der Drähte soll nicht gelötet werden

939 0004
11.11.1954

Typical characteristics
Caractéristiques types
Kenndaten

V_a	=	15	V
V_{g2}	=	15	V
I_a	=	160	µA
I_{g2}	=	40	µA
V_{g1}	=	-1,5	V
S	=	180	µA/V
R_i	=	0,4	MΩ
μ_{g2g1}	=	4,5	

Operating characteristiques as class A output amplifier
Caractéristiques d'utilisation en amplificatrice finale classe A
Betriebsdaten als Klasse A Endverstärker

V_b	=	15	V
V_{g2}	=	15	V
V_{g1}	=	-1,55	V
$R_{a\sim}$	=	100	kΩ
I_a	=	150	µA
I_{g2}	=	34	µA
V_i	=	0,85	V_{eff}
W_o	=	950	µW
d_{tot}	=	10	%

Limiting values.
Caractéristiques limites
Grenzdaten

V_a	= max.	45	V
V_{g2}	= max.	45	V
I_k	= max.	600	µA

Typical characteristics
Caractéristiques types
Kenndaten

V_a	=	15	V
V_{g2}	=	15	V
I_a	=	160	µA
I_{g2}	=	40	µA
V_{g1}	=	-1,5	V
S	=	180	µA/V
R_i	=	0,4	MΩ
μ_{g2g1}	=	4,5	

Operating characteristiques as class A output amplifier
Caractéristiques d'utilisation en amplificatrice finale classe A
Betriebsdaten als Klasse A Endverstärker

V_b	=	15	V
V_{g2}	=	15	V
V_{g1}	=	-1,55	V
$R_{a\sim}$	=	100	kΩ
I_a	=	150	µA
I_{g2}	=	34	µA
V_i	=	0,85	V_{eff}
W_o	=	950	µW
d_{tot}	=	10	%

Limiting values.
Caractéristiques limites
Grenzdaten

V_a	= max.	45	V
V_{g2}	= max.	45	V
I_k	= max.	600	µA

PHILIPS DL 64

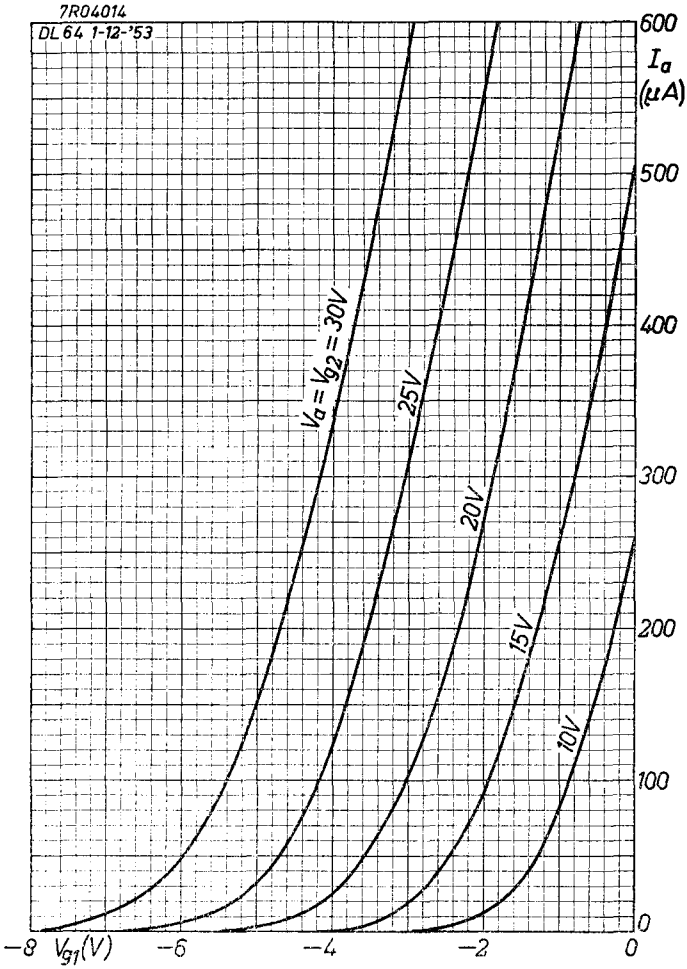

12.12.1953

A

DL 64 PHILIPS

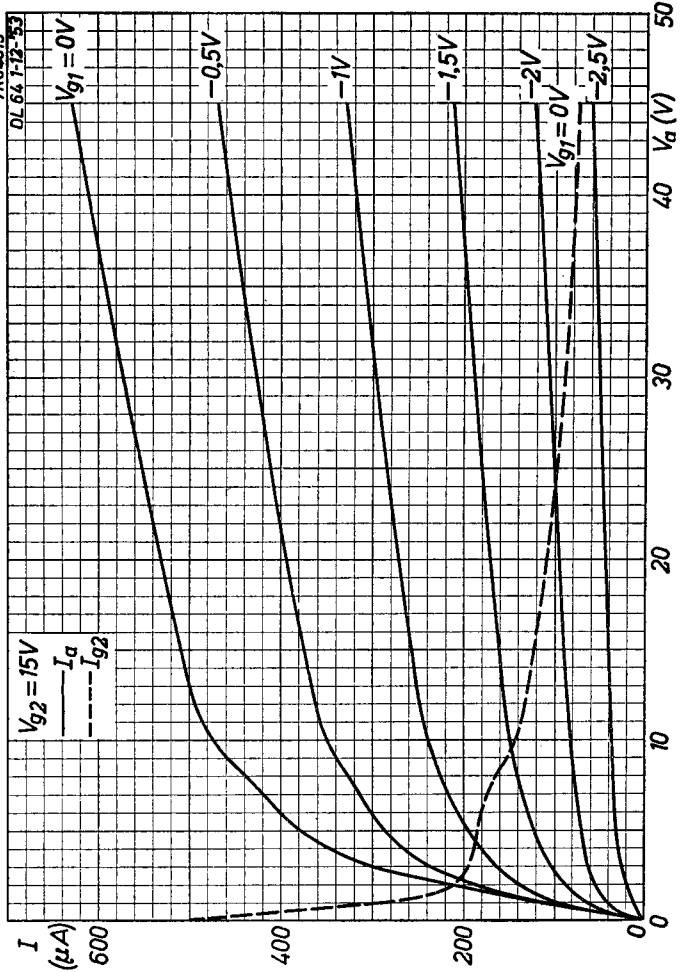

B

PHILIPS DL 64

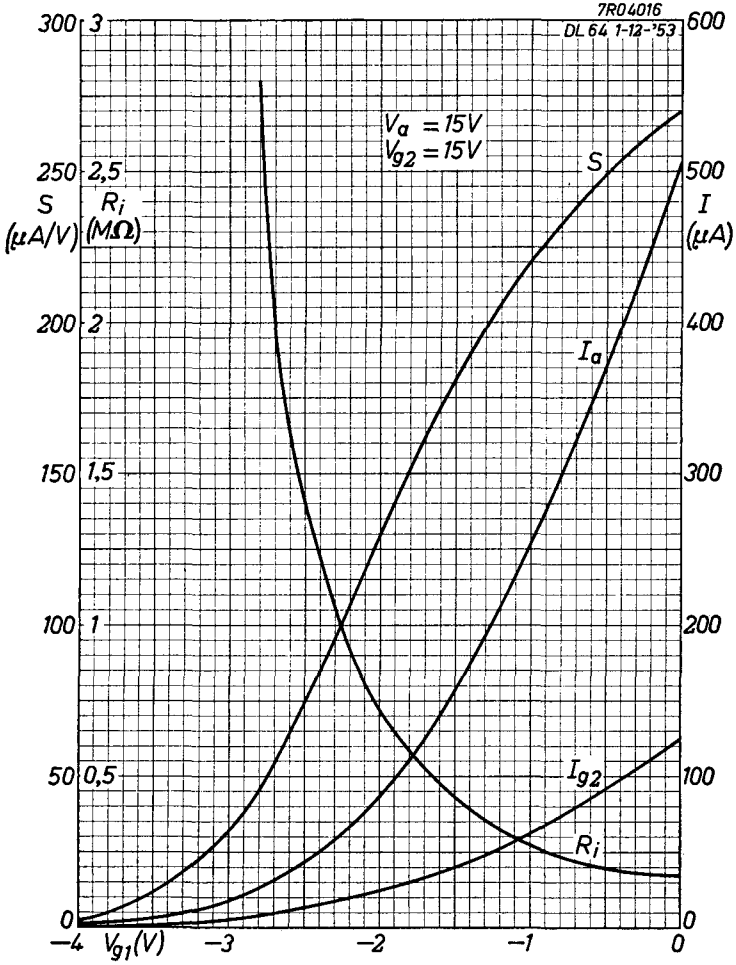

12.12.1953

C

DL 64 PHILIPS

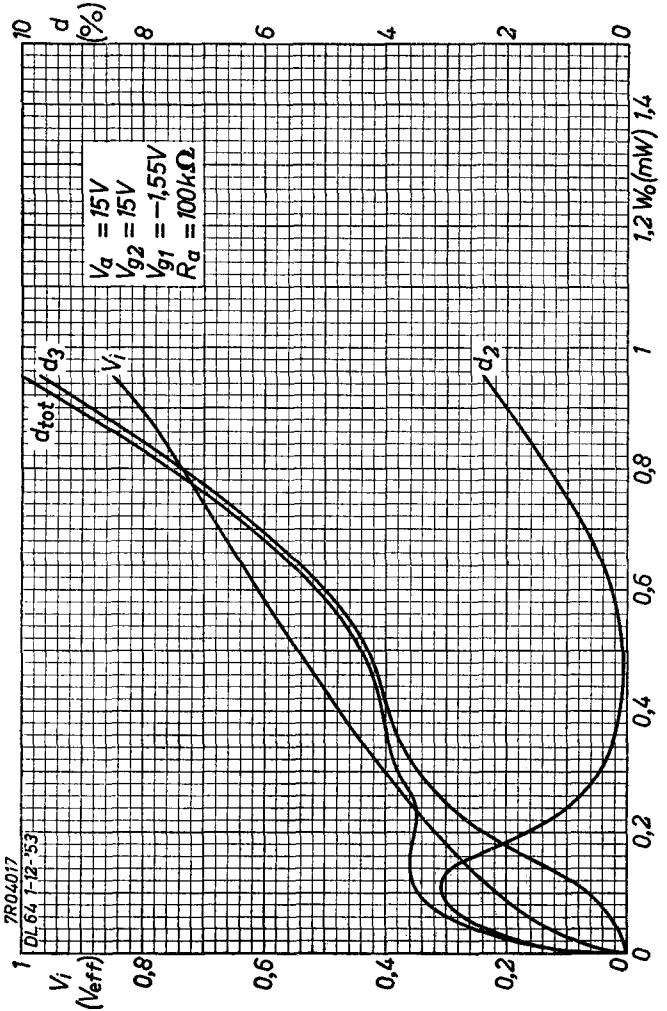

D

PHILIPS

DL 64

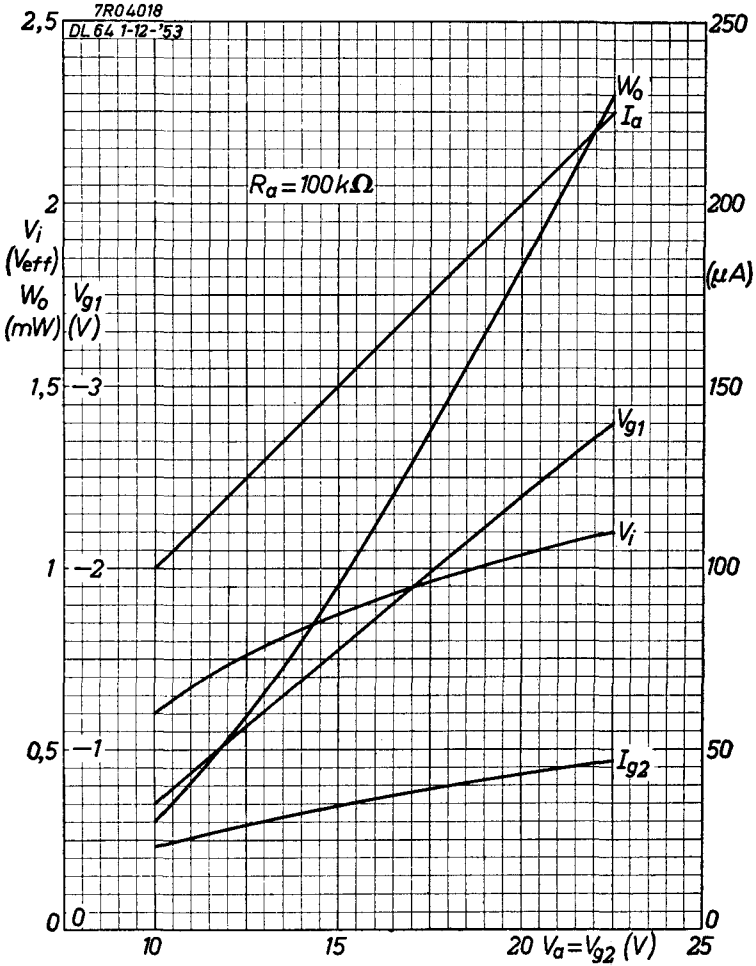

12.12.1953

E

DL 64 PHILIPS

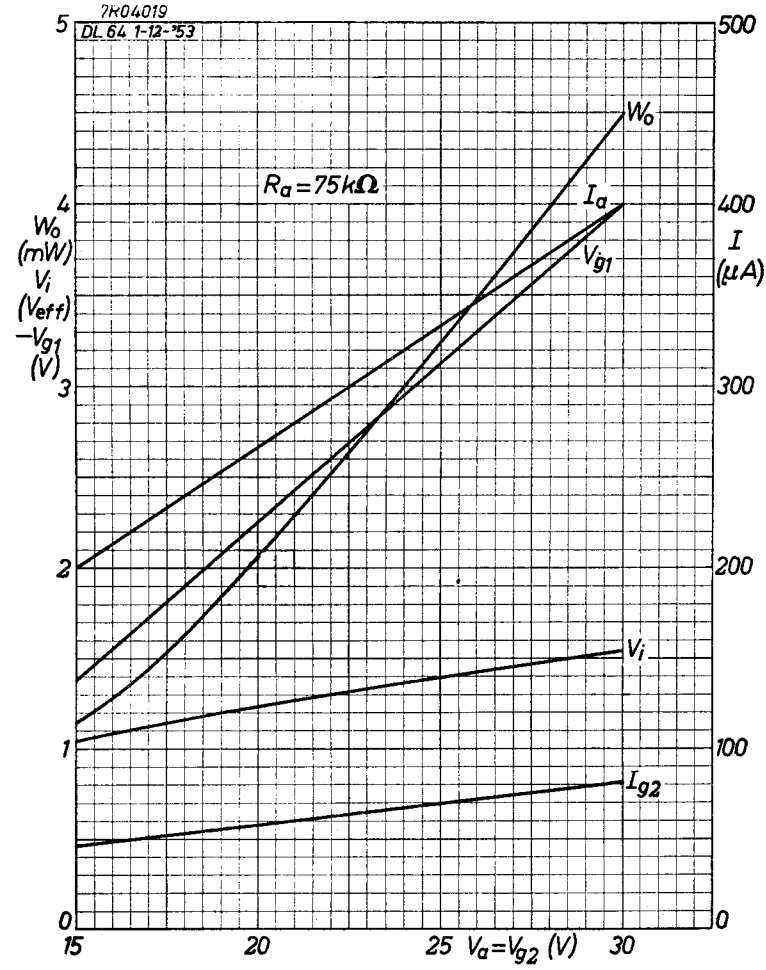

F

PHILIPS

DL 64

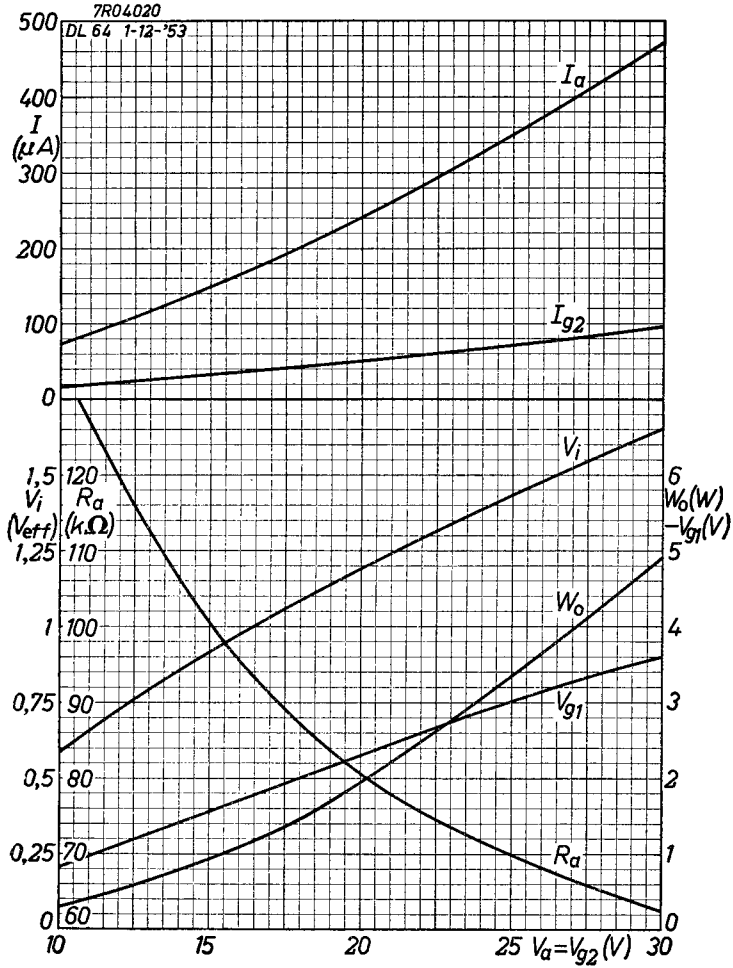

12.12.1953

G

PHILIPS

DL 64

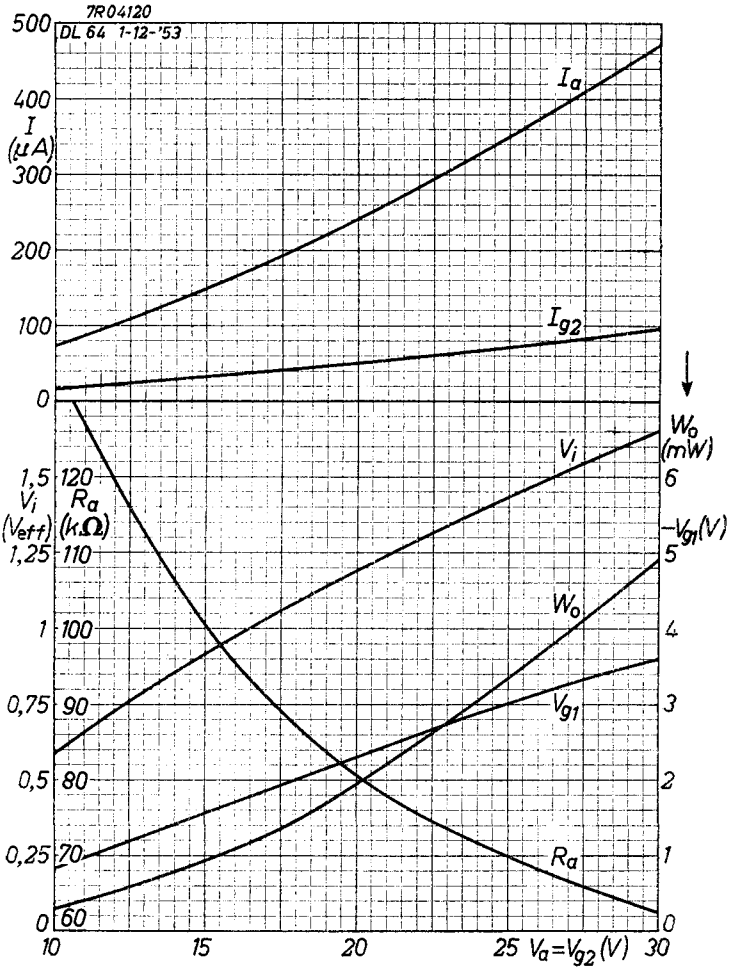

3.3.1954

G

PHILIPS

Electronic Tube HANDBOOK

DL64

page	sheet	date
1	1	1953.11.11
2	1	1954.11.11
3	2	1953.11.11
4	2	1954.11.11
5	A	1953.12.12
6	B	1953.12.12
7	C	1953.12.12
8	D	1953.12.12
9	E	1953.12.12
10	F	1953.12.12
11	G	1953.12.12
12	G	1954.03.03
13	FP	1999.08.22