PHILIPS

DB 4-1
DG 4-1
DP 4-1

CATHODE RAY TUBE for oscillography
TUBE A RAYONS CATHODIQUES pour oscillographie
KATHODENSTRAHLRÖHRE für Oszillographie

Screen Ecran Schirm		Fluorescence Fluorescence Fluoreszenz	Persistence Persistance Persistenz
	DB 4-1	blue bleu blau	short courte kurz
	DG 4-1	green vert grün	medium moyenne mittel
	DP 4-1	blue and greenish-yellow bleu et jaune-verdâtre blau und grünlich-gelb	short long courte longue kurz lang

Heating : indirect by A.C. or D.C.
Chauffage: indirect par C.A. ou C.C.
Heizung : indirekt durch Wechsel- oder Gleichstrom

V_f = 6,3 V
I_f = 0,31 A

Dimensions in mm
Dimensions en mm
Abmessungen in mm

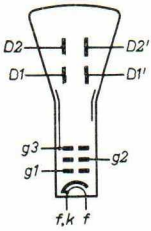

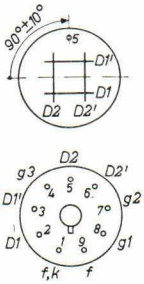

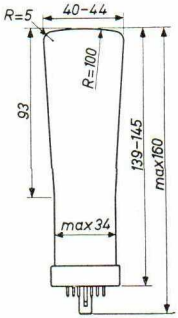

Base, culot, Sockel: Engl.Loctal 9-p

Earthing of g3 is recommended
Il est recommandé de mettre g3 à la terre
Es empfiehlt sich g3 zu erden

PHILIPS

Focusing electrostatic
Concentration électrostatique
Fokussierung elektrostatisch

Deflection double electrostatic
Déviation électrostatique double
Ablenkung doppel-elektrostatisch

D1D1' symmetr.
D2D2' symmetr.

Capacitances
Capacités
Kapazitäten

C_{g1}	=	7,0 pF	$C_{D2'}$	=	2,8 pF
C_{D1}	=	3,0 pF	$C_{D1D1'}$	=	0,6 pF
$C_{D1'}$	=	3,3 pF	$C_{D2D2'}$	=	0,8 pF
C_{D2}	=	2,8 pF			

Line width
Epaisseur de la ligne (V_{g3} = 800 V, I_ℓ = 0,5 μA) 0,7 mm[1])
Linienbreite

Operating characteristics
Caractéristiques d'utilisation
Betriebsdaten

V_{g3}	=	800 V
V_{g2}	=	200-300 V
$-V_{g1}$	=	0-50 V
N_1	=	0,25 mm/V
N_2	=	0,16 mm/V

Limiting values
Caractéristiques limites
Grenzdaten

V_{g3}	= max.	1000 V	$V_{D1D1'p}$	= max.	450 V
V_{g3}	= min.	800 V	$V_{D2D2'p}$	= max.	750 V
V_{g2}	= max.	400 V	W_ℓ	= max.	3 mW/cm^2
V_{g1}	= max.	0 V	R_D	= max.	5 MΩ
$-V_{g1}$	= max.	100 V	R_{g1}	= max.	0,5 MΩ

[1]) Measured on a circle of 30 mm diameter
Mesuré à un cercle de 30 mm diamètre
Gemessen an einem Kreis von 30 mm Durchmesser

PHILIPS

DB4—1
DG4—1
DP4—1

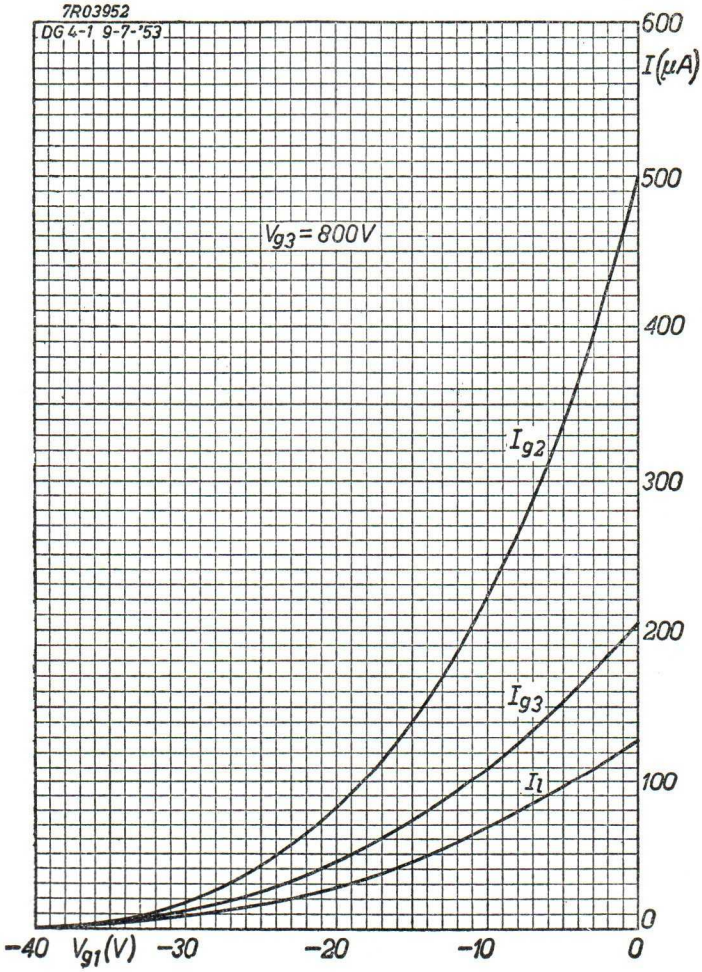

7.7.1953

A