PHILIPS

DB 10-3
DG 10-3
DR 10-3

CATHODE RAY TUBE for oscillography
TUBE A RAYONS CATHODIQUES pour oscillographie
KATHODENSTRAHLRÖHRE für Oszillographie

Screen Ecran Schirm		Fluorescence Fluorescence Fluoreszenz	Persistence Persistance Persistenz
	DB 10-3	blue bleu blau	short courte kurz
	DG 10-3	green vert grün	medium moyenne mittel
	DR 10-3	greenish-yellow jaune-verdâtre grünlich-gelb	long longue lang

Heating : indirect by A.C. or D.C.
Chauffage: indirect par C.A. ou C.C.
Heizung : indirekt durch Wechsel- oder Gleichstrom

V_f = 4,0 V
I_f = 0,56 A

Dimensions in mm
Dimensions en mm
Abmessungen in mm

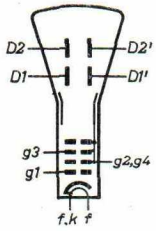

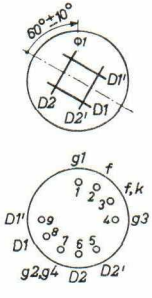

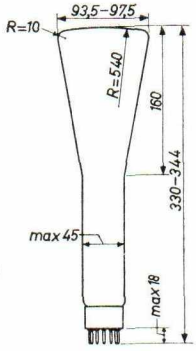

Base, culot, Sockel: FJ
D2' has to be connected to g2,g4
D2' est à connecter à g2,g4
D2' ist mit g2,g4 zu verbinden

Earthing of g2,g4 is recommended
Il est recommandé de mettre g2,g4 à la terre
Es empfiehlt sich g2,g4 zu erden

PHILIPS

Focusing electrostatic
Concentration électrostatique
Fokussierung elektrostatisch

Deflection double electrostatic
Déviation électrostatique double
Ablenkung doppel-elektrostatisch

D1D1' symmetr.
D2D2' asymmetr.

Capacitances
Capacités
Kapazitäten

C_{g1}	=	5 pF	$C_{D2'}$	=	5,9 pF
C_{D1}	=	4,7 pF	$C_{D1D1'}$	=	1,9 pF
$C_{D1'}$	=	5,3 pF	$C_{D2D2'}$	=	2,6 pF
$C_{D2'}$	=	6,2 pF	$C_{D1D1'-D2D2'}$	=	0,3 pF

Line width
Epaisseur de la ligne
Linienbreite

($V_{g2,g4}$ = 1000 V)
(I_ℓ = 0,5 μA)

0,4 mm[1])

Operating characteristics
Caractéristiques d'utilisation
Betriebsdaten

$V_{g2,g4}$	=	1000 V
V_{g3}	=	200-340 V
$-V_{g1}$	=	18-46 V
N_1	=	0,65 mm/V
N_2	=	0,55 mm/V

Limiting values
Caractéristiques limites
Grenzdaten

$V_{g2,g4}$	= max.	1200 V	$V_{D1D1'p}$	= max.	300 V
$V_{g2,g4}$	= min.	800 V	$V_{D2D2'p}$	= max.	300 V
V_{g3}	= max.	500 V	W_ℓ	= max.	3 mW/cm²
V_{g1}	= max.	0 V	R_D	= max.	5 MΩ
$-V_{g1}$	= max.	150 V	R_{g1}	= max.	1,5 MΩ

---

[1]) Measured on a circle of 50 mm diameter
Mesuré à un cercle de 50 mm diamètre
Gemessen an einem Kreis von 50 mm Durchmesser

PHILIPS

DB 10-3
DG 10-3
DR 10-3

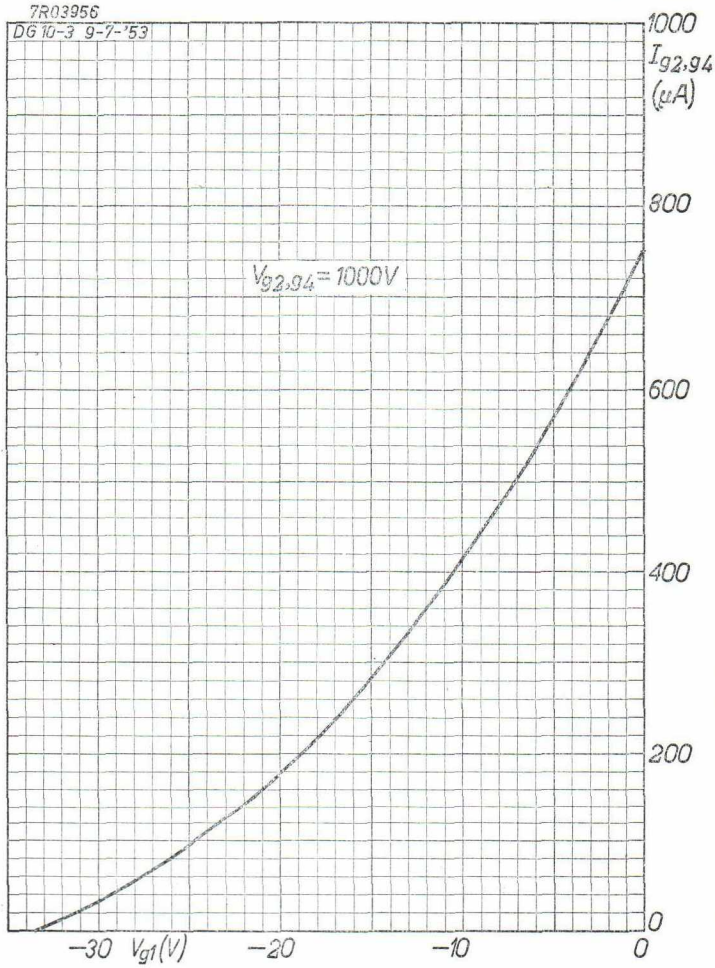

7.7.1953

A

DB 10-3
DG 10-3
DR 10-3

PHILIPS

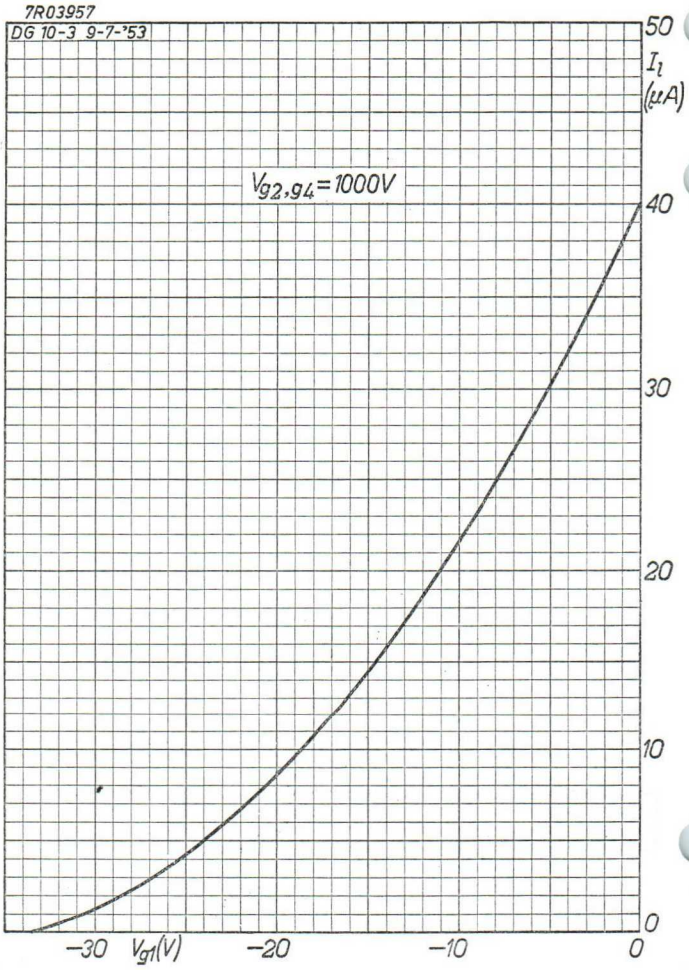

B