PHILIPS

DB 10-2
DG 10-2
DP 10-2
DR 10-2

CATHODE RAY TUBE for oscillography
TUBE A RAYONS CATHODIQUES pour oscillographie
KATHODENSTRAHLRÖHRE für Oszillographie

Screen Ecran Schirm		Fluorescence Fluorescence Fluoreszenz	Persistence Persistance Persistenz
	DB 10-2	blue bleu blau	short courte kurz
	DG 10-2	green vert grün	medium moyenne mittel
	DP 10-2	blue and greenish-yellow bleu et jaune-verdâtre blau und grünlich-gelb	short long courte longue kurz lang
	DR 10-2	greenish-yellow jaune-verdâtre grünlich-gelb	long longue lang

Heating : indirect by A.C. or D.C.
Chauffage: indirect par C.A. ou C.C.
Heizung : indirekt durch Wechsel- oder Gleichstrom

V_f = 6,3 V
I_f = 0,3 A

Dimensions in mm
Dimensions en mm
Abmessungen in mm

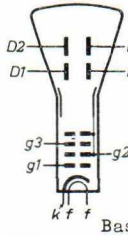

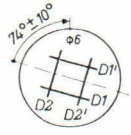

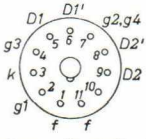

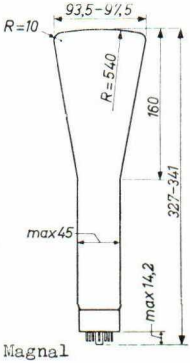

Base, culot, Sockel: Magnal

Earthing of g2,g4 is recommended
Il est recommandé de mettre g2,g4 à la terre
Es empfiehlt sich g2,g4 zu erden

PHILIPS

Focusing — electrostatic
Concentration — électrostatique
Fokussierung — elektrostatisch

Deflection — double electrostatic
Déviation — électrostatique double
Ablenkung — doppel-elektrostatisch

D1D1' symmetr.
D2D2' symmetr.

Capacitances
Capacités
Kapazitäten

C_k	=	6,0 pF	$C_{D1D1'}$	=	1,9 pF
C_{g1}	=	4,6 pF	$C_{D2D2'}$	=	2,5 pF
C_{D1}	=	4,7 pF	$C_{k-D1D1'D2D2'}$	=	0,6 pF
$C_{D1'}$	=	4,7 pF	$C_{g1-D1D1'D2D2'}$	=	0,15 pF
C_{D2}	=	5,5 pF	$C_{D1D1'-D2D2'}$	=	0,2 pF
$C_{D2'}$	=	5,5 pF			

Line width
Epaisseur de la ligne — ($V_{g2,g4}$ = 2000 V) (I_ℓ = 0,5 μA) — 0,4 mm[1])
Linienbreite

Operating characteristics
Caractéristiques d'utilisation
Betriebsdaten

$V_{g2,g4}$	=	2000 V
V_{g3}	=	400-720 V
$-V_{g1}$	=	45-100 V
N_1	=	0,32-0,38 mm/V
N_2	=	0,24-0,30 mm/V

Limiting values
Caractéristiques limites
Grenzdaten

$V_{g2,g4}$	= max.	2500 V	$V_{D2D2'p}$	= max.	450 V
V_{g3}	= max.	1000 V	$W_{g2,g4}$	= max.	4 W
V_{g1}	= max.	0 V	W_ℓ	= max.	3 mW/cm^2
$-V_{g1}$	= max.	150 V	R_D	= max.	5 MΩ
$V_{D1D1'p}$	= max.	450 V	R_{g1}	= max.	1,5 MΩ
			V_{kf}	= max.	125 V

---

1) Measured on a circle of 50 mm diameter
Mesuré à un cercle de 50 mm diamètre
Gemessen an einem Kreis von 50 mm Durchmesser

PHILIPS

DB 10-2
DG 10-2
DP 10-2
DR 10-2

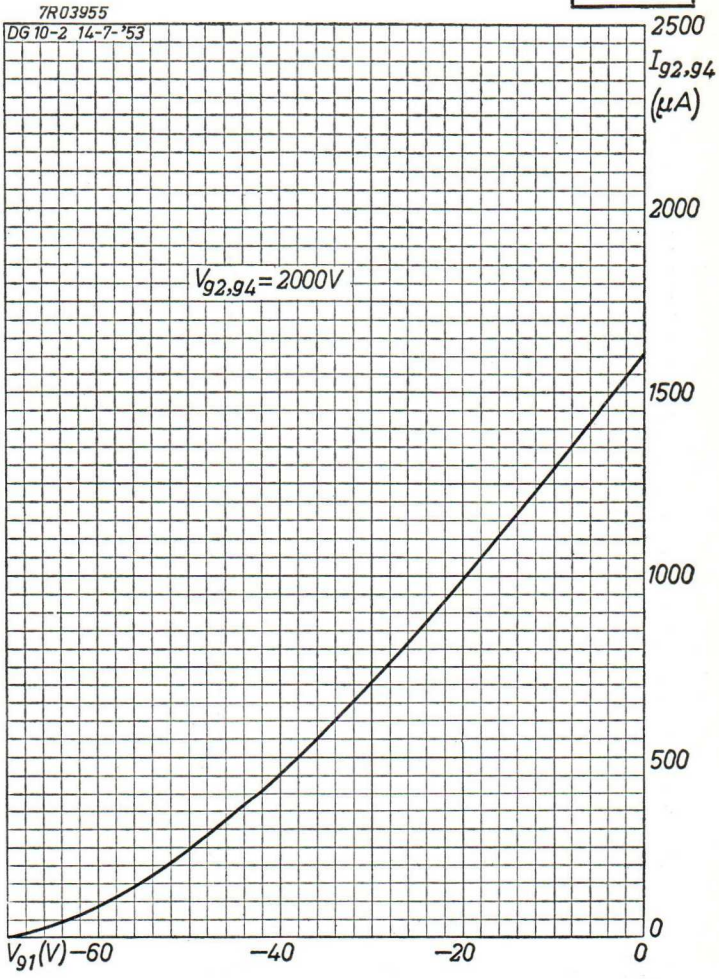

7. 7. 1953

A

DB 10-2
DG 10-2
DP 10-2
DR 10-2

PHILIPS

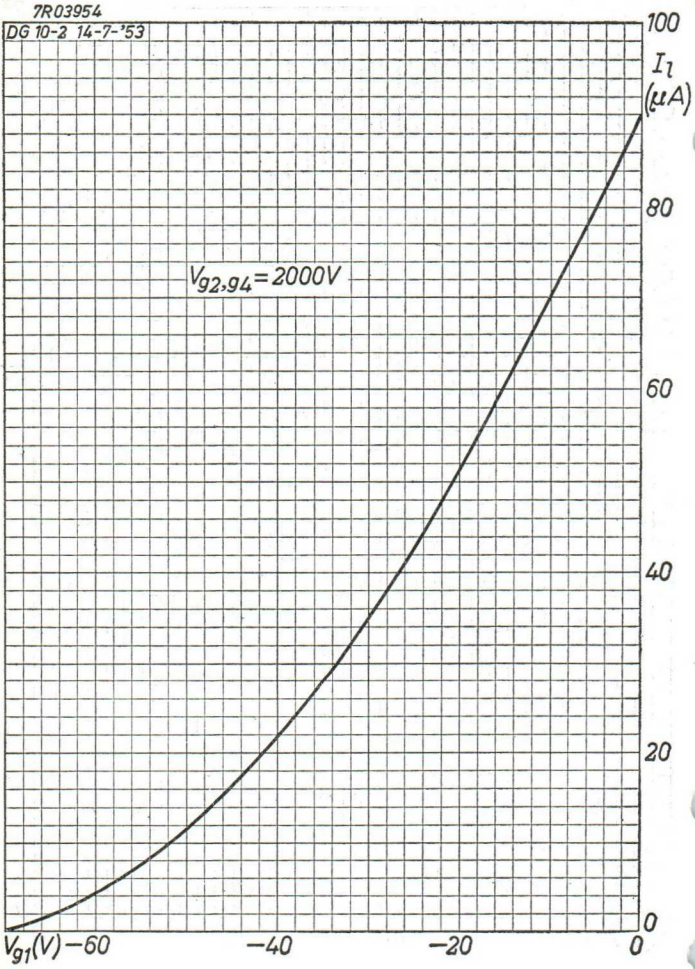

B