TECHNICAL INFORMATION

SUBMINIATURE PENTODE

Excellence in Electronics

TYPE

CK6418

The CK6418 is a filament type pentode of subminiature construction designed for use as a power amplifier in portable and wearable equipment. The flexible terminal leads may be soldered or welded directly to the terminals of circuit components without the use of sockets. Standard inline subminiature sockets may be used by cutting the leads to a suitable length. It is similar in characteristics to type CK548DX.

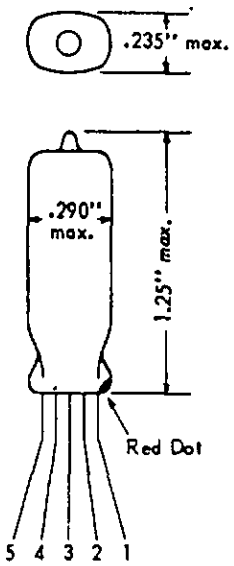

MECHANICAL DATA

ENVELOPE: T-1½X2 Glass

BASE: None (0.016" tinned flexible leads. Length: 1.5" min. Spacings: 0.040" center-to-center)

TERMINAL CONNECTIONS: *(Red Dot is adjacent to Lead 1)*

Lead 1 Plate	Lead 4 Grid #1
Lead 2 Grid #2	Lead 5 Filament, Positive; Grid #3 ▲
Lead 3 Filament, Negative; Grid #3 ▲	

MOUNTING POSITION: Any

ELECTRICAL DATA

RATINGS - ABSOLUTE MAXIMUM VALUES:

Filament Voltage	1.25±20%	volts
Plate Voltage	30	volts
Grid #2 Voltage	30	volts
Cathode Current	0.5	ma.

CHARACTERISTICS AND TYPICAL OPERATION:

Filament Voltage	1.25	1.25	volts
Filament Current	10	10	ma.
Plate Voltage	15	22.5	volts
Grid #2 Voltage	15	22.5	volts
Grid #1 Voltage	-0.8	-1.2	volts
Zero-Signal Plate Current	100	240	μa.
Zero-Signal Grid #2 Current	25	60	μa.
Peak A-F Grid #1 Voltage	0.8	1.2	volts
Transconductance	190	300	μmhos
Plate Resistance	0.72	0.42	meg.
Load Resistance	150	100	kilohms
Total Distortion (approx.)	12	12	percent
Power Output	0.6	2.2	mw

▲ *Grid #3 is composed of two deflector plates, one being connected to Lead 3 and the other to Lead 5.*

Tentative Data

Printed In U.S.A.

RAYTHEON MANUFACTURING COMPANY

SUBMINIATURE PENTODE

TYPICAL POWER OUTPUT CHARACTERISTICS

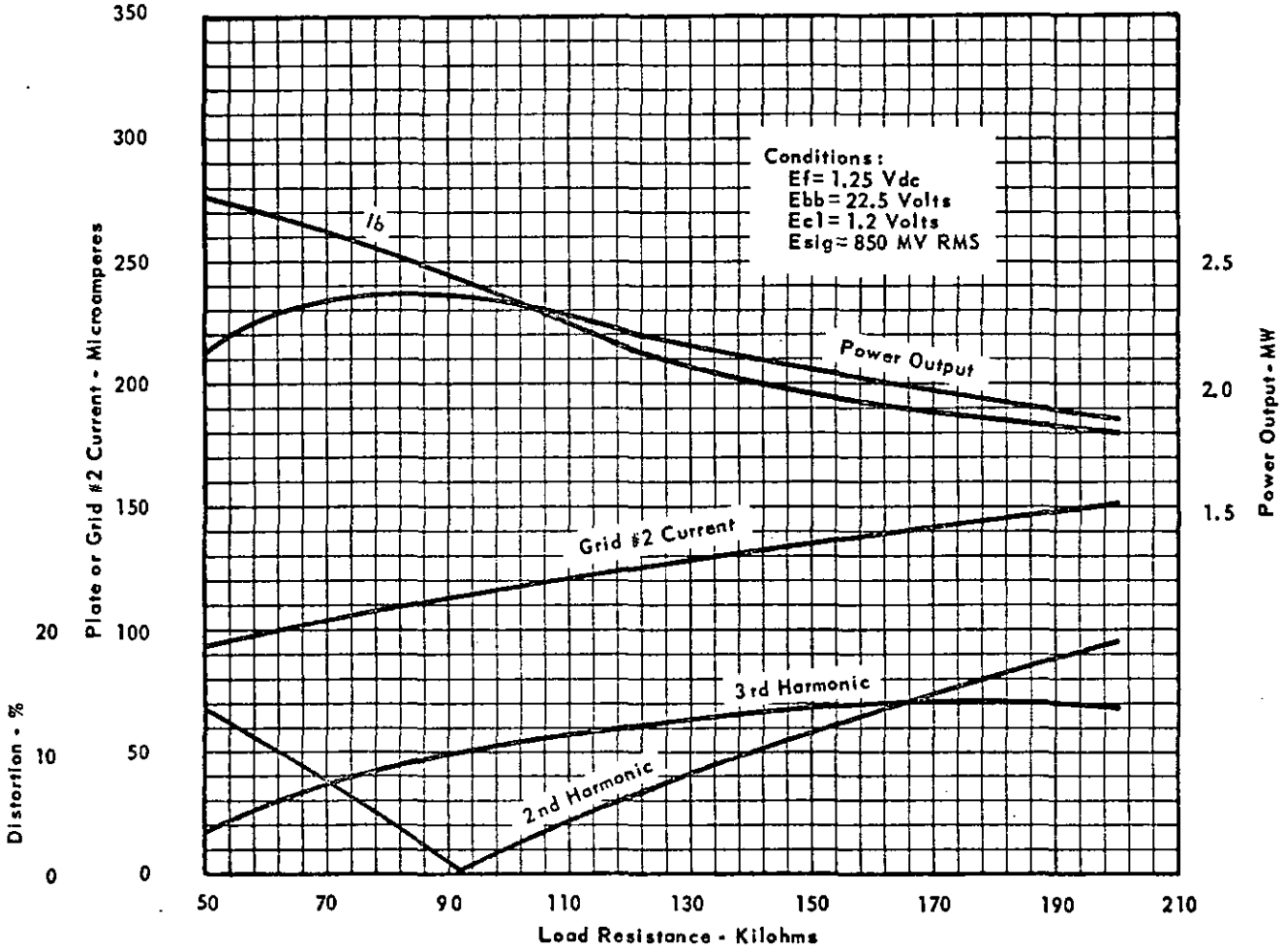

SUBMINIATURE PENTODE

TYPICAL PLATE CHARACTERISTICS

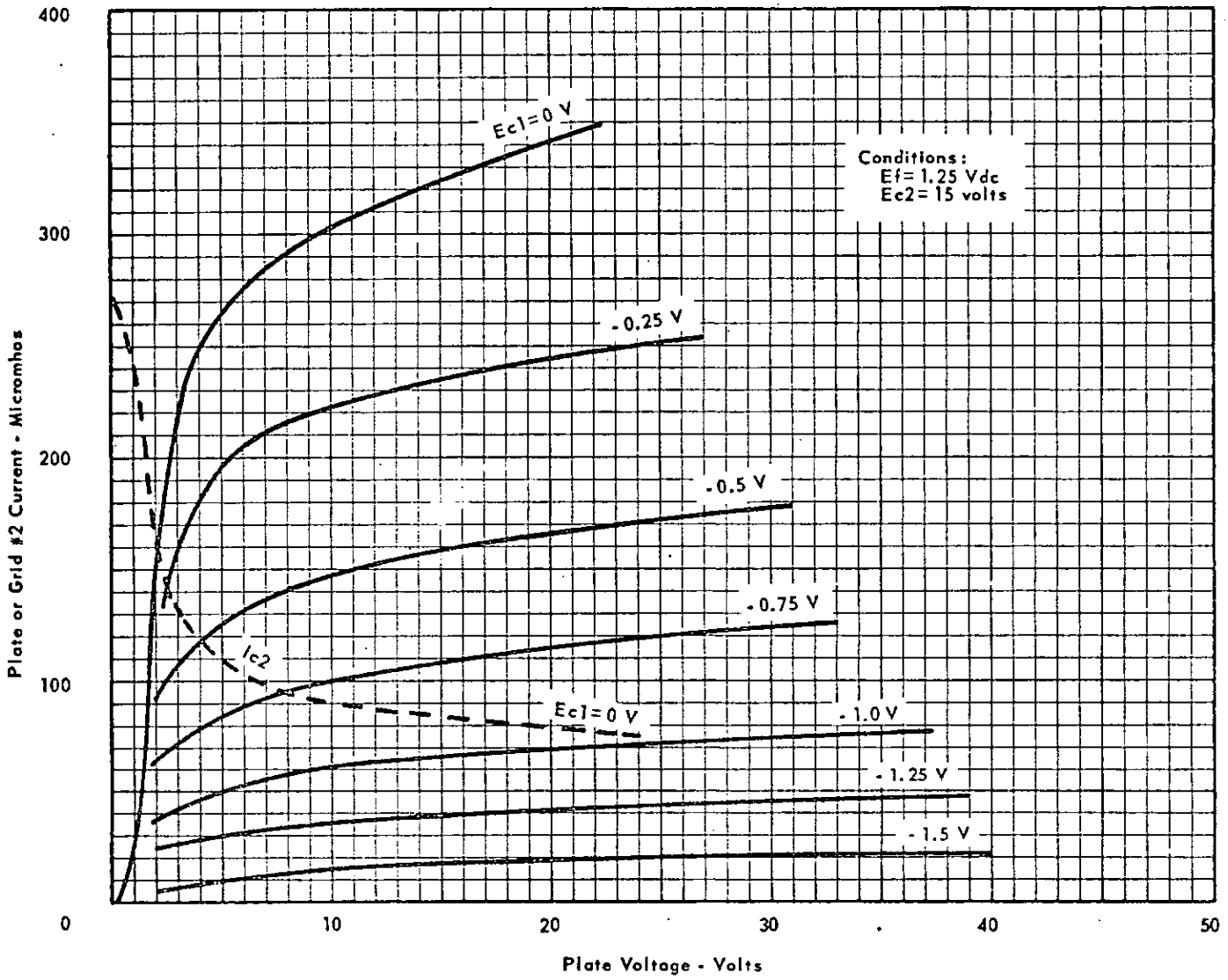

SUBMINIATURE PENTODE

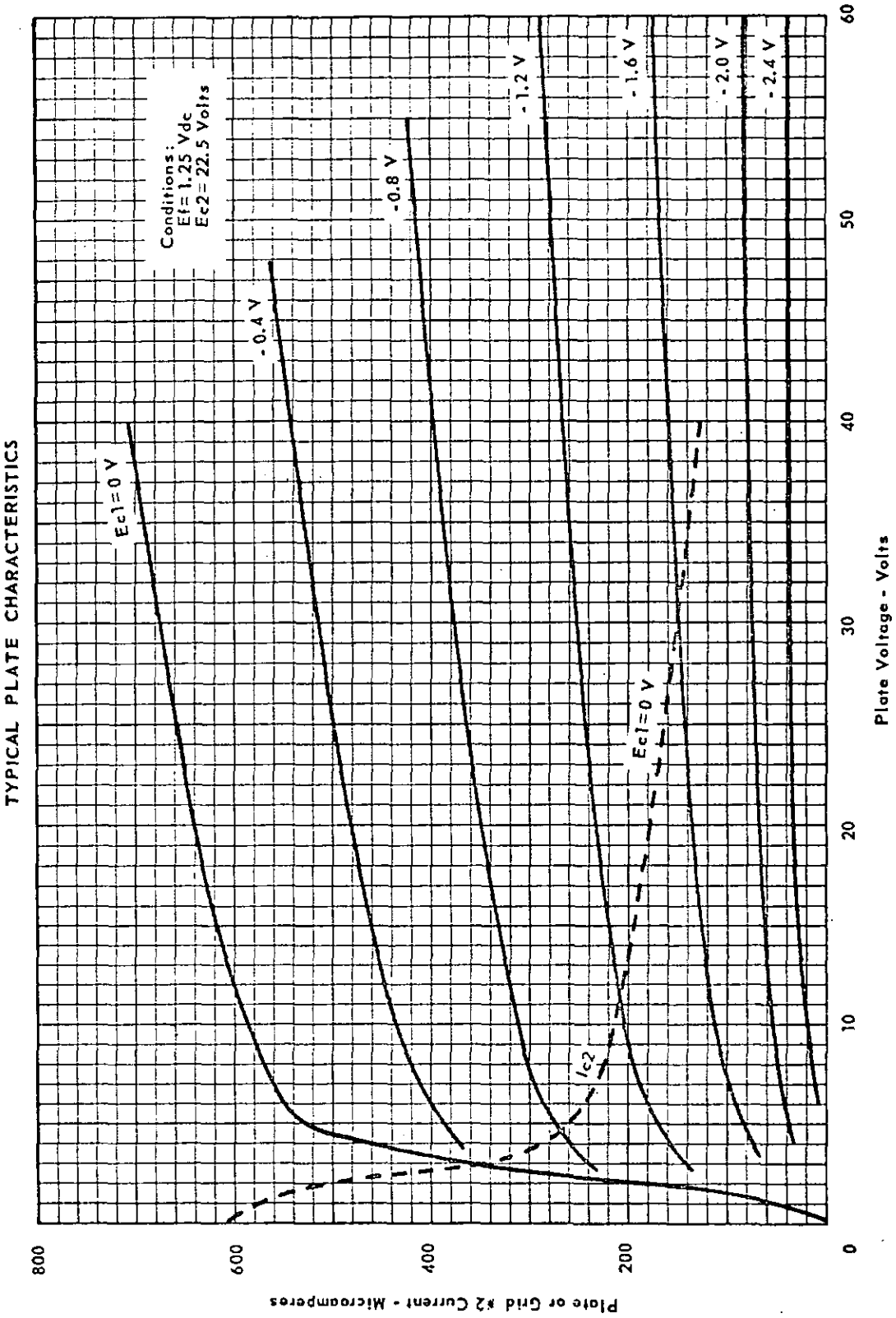

RAYTHEON MANUFACTURING COMPANY
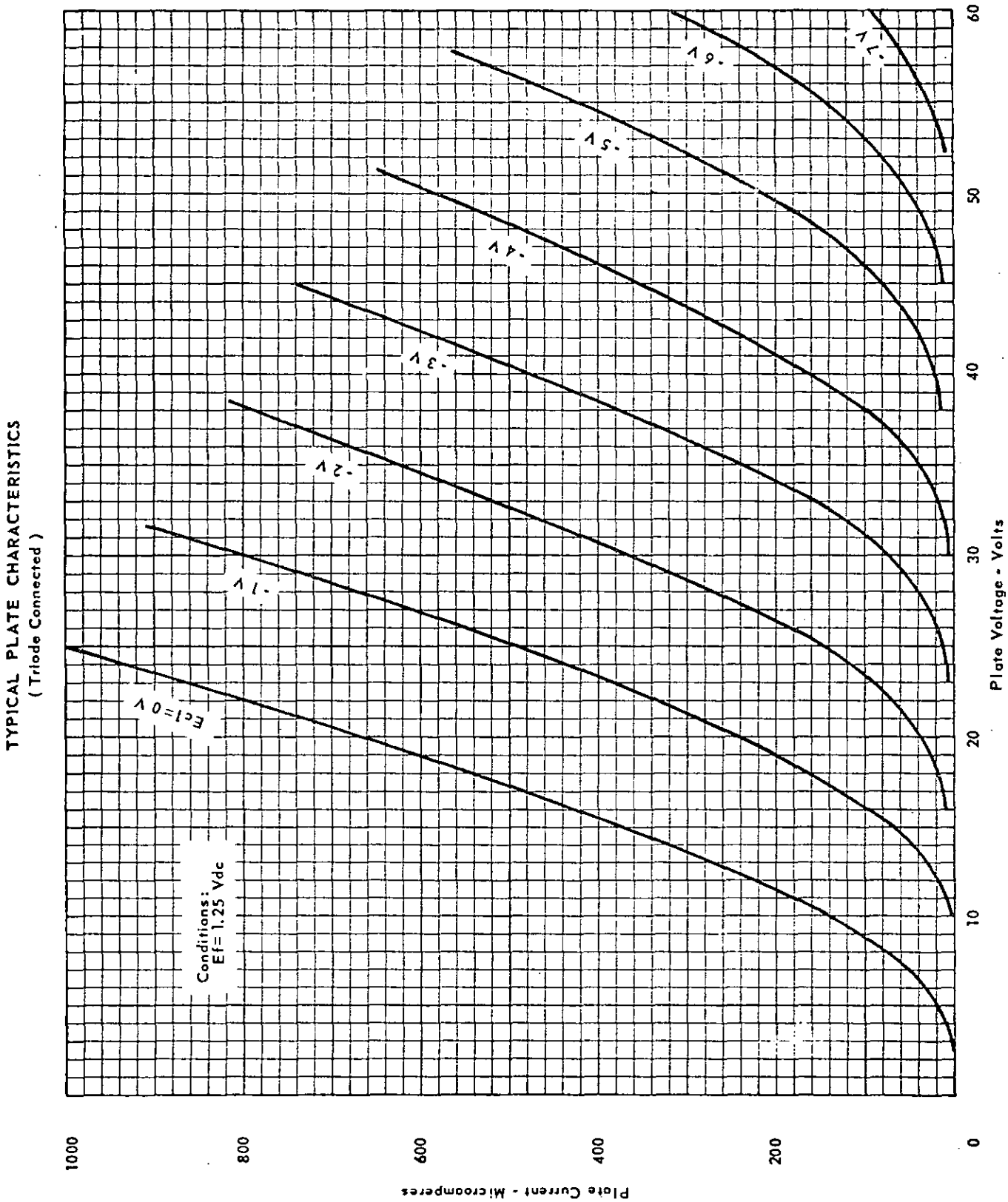
SUBMINIATURE PENTODE