12AU7 Genalex/ ECC82/B749

Vacuum tube 12AU7 Genalex/ECC82/B749 is a miniature twin triode with equipotential cathodes, designed to amplify low frequency voltage in radio engineering devices.

Pin arrangement

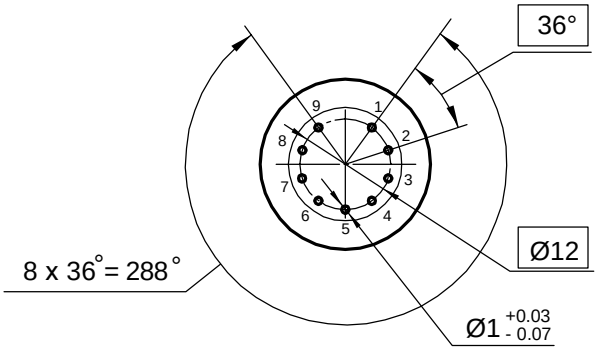

Electrode -to - lead connection diagram

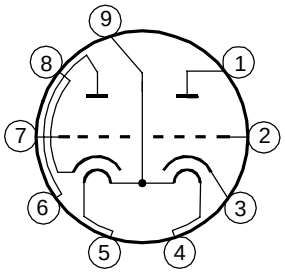

Dimensions

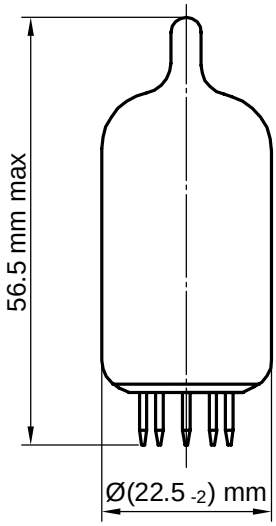

Lead designation	Name of electrode
1	Second triode plate
2	Second triode grid
3	Second triode cathode
4, 5, 9	Heater
6	First triode plate
7	First triode grid
8	First triode cathode

Electrical parameters

Parameters, conditions and units	Nominal	
	min	max
Heater current, mA at: filament voltage 6.3 V at: filament voltage 12.6 V	 300 150	 350 175
Grid reverse current, µA, (at: filament voltage 6.3 V or 12.6 V, plate voltage 250 V, grid voltage minus 8.5 V, resistance in grid circuit 0.25 MΩ)	—	0.2
Plate current, mA, (at: filament voltage 6.3 V or 12.6 V, plate voltage 250 V, grid voltage minus 8.5 V)	8.8	12.0
First and second triodes plate current difference, % (at: filament voltage 6.3 V or 12.6 V, plate voltage 250 V, grid voltage minus 8.5 V)	—	± 30
Slope of characteristic, mA/V (at: filament voltage 6.3 V or 12.6 V, plate voltage 250 V, grid voltage minus 8.5 V)	1.7	3.0
Amplification factor (at: filament voltage 6.3 V or 12.6 V, plate voltage 250 V, grid voltage minus 8.5 V)	13	—
Cathode - heater insulation resistance, MΩ (at: filament voltage 6.3 V or 12.6 V, cathode - heater voltage ± 200 V)	20	—
Plate current at the beginning of the characteristic, µA (at: filament voltage 6.3 V or 12.6 V, plate voltage 250 V, grid voltage minus 25.0 V)	—	50

Limiting Values

Parameters, units	Nominal	
	min	max
Filament voltage, V for parallel connection for series connection	 6 12	 6.6 13.2
Plate voltage, V	—	300
Cathode - heater voltage, V	—	± 200
Power dissipation at the plate of each triode, W	—	2.75
Cathode current, mA	—	22
Grid circuit resistance for each of the triodes, MΩ fixed bias self - bias	 — —	 0.25 1.0
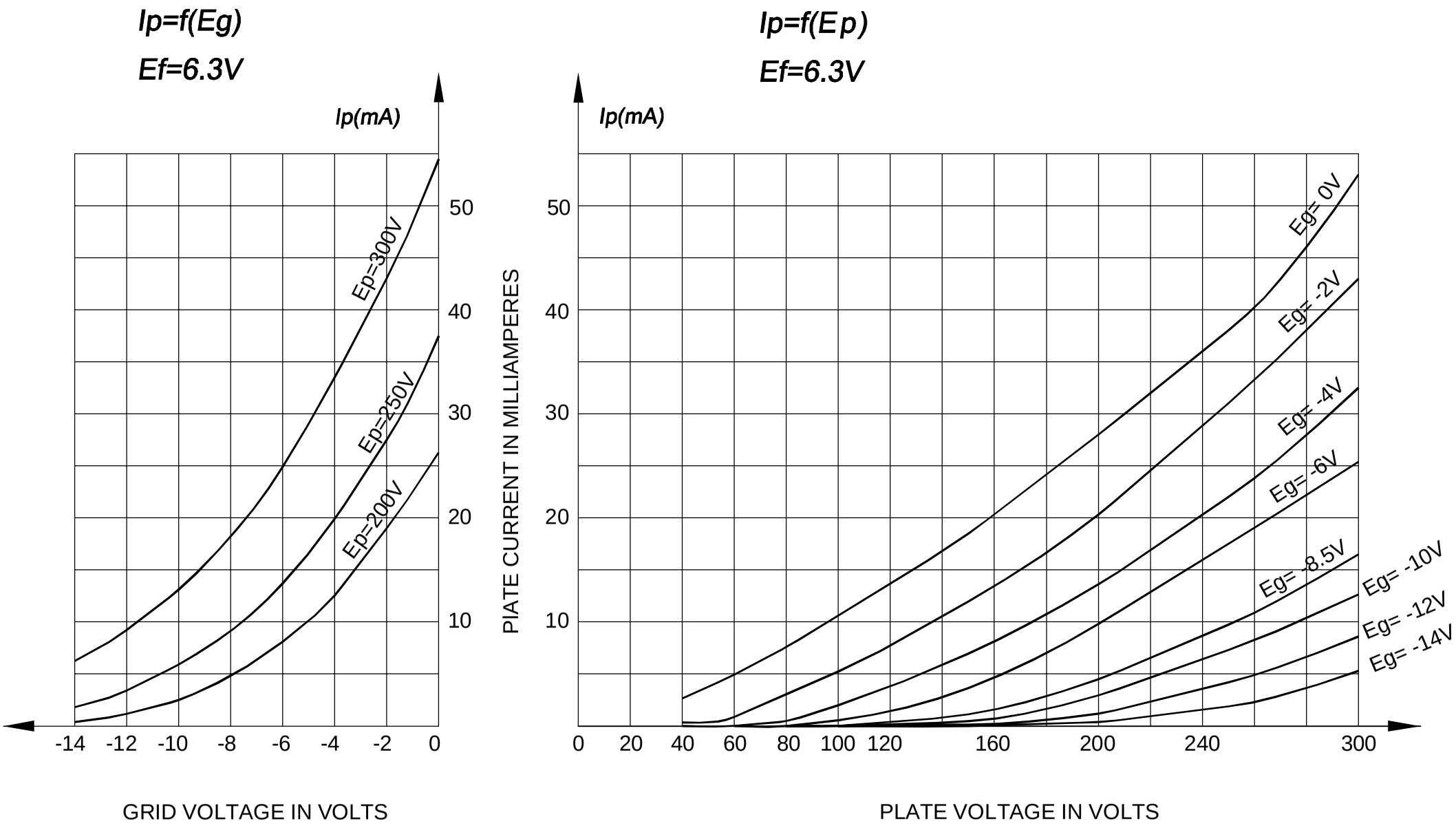
12AU7 Genalex/
ECC82/B749