9/25AM
9/25PM
9/25QM

Ferranti

HIGH RESOLUTION DISPLAY TUBES

9 inch diameter Display Tubes with an optically flat face which has ground internal and external surfaces.

FOCUS. ... ... Magnetic

DEFLECTION. ... ... Magnetic

SCREEN.

	9/25AM	9/25PM	9/25QM
Phosphor Type	'A'	'P'	'Q'
Fluorescence	Green	Blue	Blue/Violet
Persistence	Ultra Short	Ultra Short	Killed

All types have metal-backed screens.

For further details refer to the relevant phosphor characteristics at the front of this section of the handbook.

PHYSICAL DETAILS.

Base	B12A (Duodecal)
Anode Cap	CT8 Cavity Type (JEDEC Type J1-21)
Max. Overall Length	590 mm.
Max. Diameter	236 mm.
Nom. Neck Diameter	35 mm.
*Useful Screen Area Diameter... ...	210 mm. min.

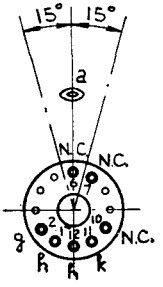

BASE CONNECTIONS.

Pin 1—Heater	Pin 7—Not Connected
Pin 2—Grid.	Pin 8—No Pin
Pin 3—No Pin.	Pin 9—No Pin.
Pin 4—No Pin.	Pin 10—Not Connected
Pin 5—No Pin.	Pin 11—Cathode.
Pin 6—Not Connected.	Pin 12—Heater.
Side contact—Anode.	

HEATER.

Heater Voltage	6·3 V.
Heater Current...	0·3 A.

RATINGS.

Max. Anode Voltage	30 kV.
Nom. V_g for visual cut-off	Va/210
Max. V_{h-k} (heater negative) ...	200 V.
Max. V_{h-k} (heater positive) ...	200 V.
Max. R_{g-k}	1·5 MΩ

TYPICAL OPERATION.

Heater Voltage	6·3 V.
Anode Voltage	20 kV.
V_g for visual cut-off	—90 V.
Line width at screen centre ...	See graph on page 4.

CAPACITANCE.

C_{k-all}	<8pF.
C_{g-all}	<8pF.

X-RAY WARNING: When operated at an anode voltage in excess of 16 kV. shielding may be required to protect against harmful X-ray radiation which could cause possible injury from prolonged exposure.

*Minimum diameter of internal ground surface

Tentative
Issue 2
Nov. 1961

Ferranti

9/25AM
9/25PM
9/25QM

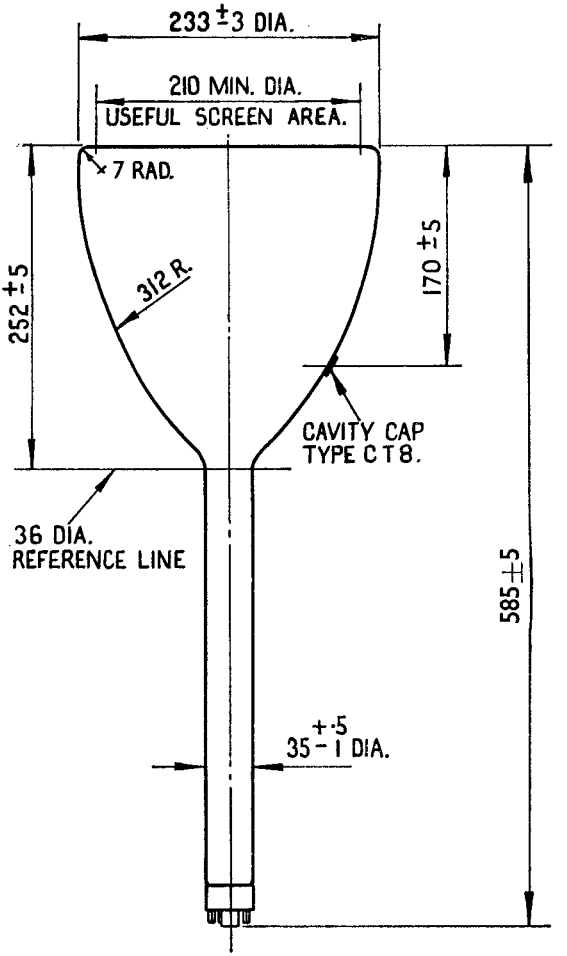

ALL DIMENSIONS IN MILLIMETERS

TYPICAL BEAM CURRENT/GRID VOLTAGE CHARACTERISTIC

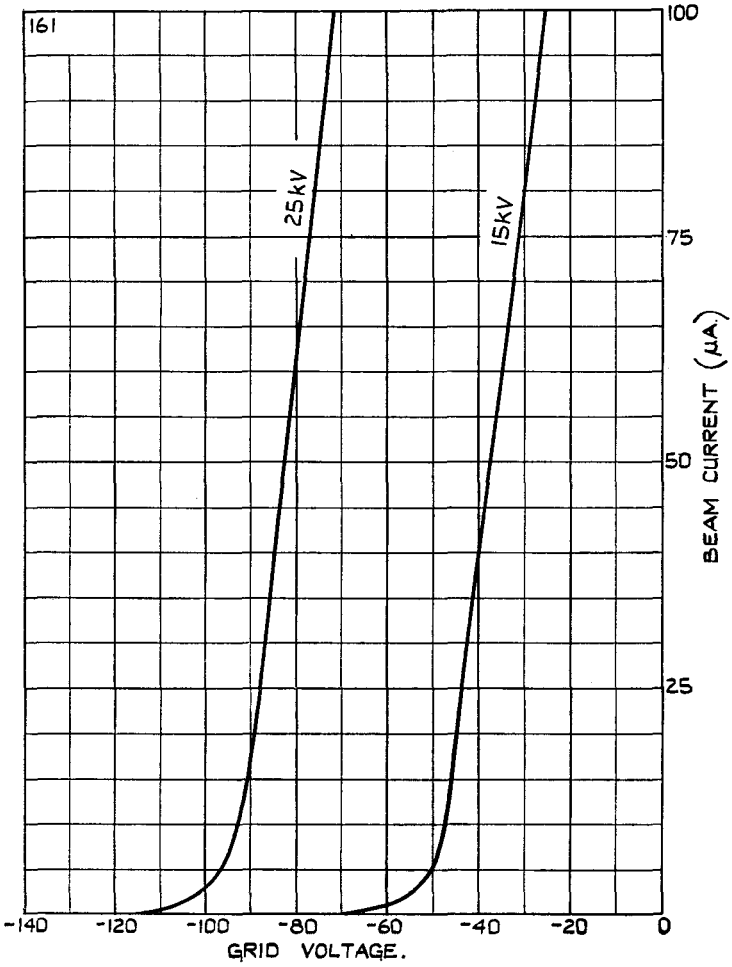

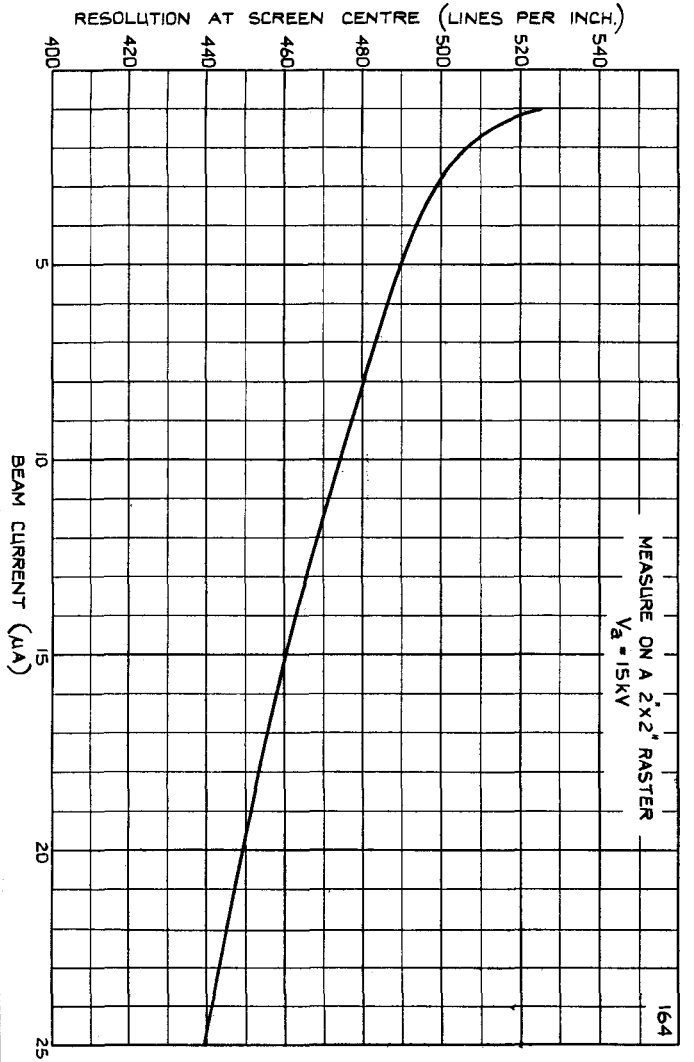

TYPICAL RESOLUTION OF "P" SCREEN.
(Measured by shrinking raster method).