RF AMPLIFIER

6BH6

Sharp Cutoff Pentode

Construction .....Miniature T-5½
Base .....Button 7 Pin, E7-1
Basing 7CM
Outline 5-2
Maximum Diameter .....0.750 In.
Maximum Seated Height .....1.865 In.
Maximum Overall Height .....2.125 In.

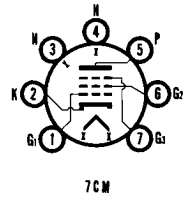

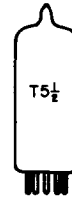

ELECTRICAL DATA

HEATER OPERATION

Heater Voltage	6.3 Volts
Heater Current	150 Ma
Maximum Heater-Cathode Voltage	90 Volts

DIRECT INTERELECTRODE CAPACITANCES

	Shielded	Unshielded
Grid to Plate (Max.)	0.0035	0.0035 Pf
Input (Max.)	5.4	5.4 Pf
Output (Max.)	4.4	4.4 Pf

RATINGS (Design Center Rating System)

Plate Voltage (Max.)	300 Volts
Grid No. 2 Supply Voltage (Max.)	300 Volts
Grid No. 2 Voltage	See Rating Chart (Gen. Info. Sec.)
Plate Dissipation (Max.)	3 Watts
Grid No. 2 Dissipation (Max.)	0.5 Watt
Negative Grid No. 1 Voltage (Max.)	50 Volts
Positive Grid No. 1 Voltage (Max.)	0 Volt

CHARACTERISTICS AND TYPICAL OPERATION

Class A1 Amplifier

Plate Voltage	100	250 Volts
Grid No. 3 Voltage	Connected to Cathode at Socket	
Grid No. 2 Voltage	100	150 Volts
Grid No. 1 Voltage	−1.0	−1.0 Volt
Cathode Bias Resistor	200	95 Ohms
Plate Current	3.6	7.4 Ma
Grid No. 2 Current	1.4	2.9 Ma
Transconductance	3400	4600 μmhos
Plate Resistance (Approx.)	0.7	1.4 Megohms
Grid No. 1 Voltage for Ib = 10 μa	−5.0	−7.7 Volts

Color Television Type

SYNC SEP./CLIPPER/AMP. or SWEEP OSC. (T) VIDEO AMPLIFIER (P)

6BH8

8BH8

Medium Mu Triode and Sharp Cutoff Pentode

Construction .....Miniature T-6½
Base .....Button 9 Pin, E9-1
Basing 9DX
Outline 6-3
Maximum Diameter .....0.875 In.
Maximum Seated Height .....2.375 In.
Maximum Overall Height .....2.625 In.

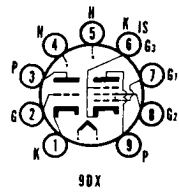

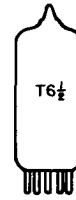

ELECTRICAL DATA

HEATER OPERATION

	8BH8	6BH8
Heater Voltage	8.4	6.3 Volts
Heater Current	450	600 Ma
Heater Warm-up Time	11	11 Seconds