TUNG-SOL

PENTODE

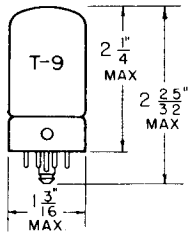

GLASS BULB

COATED UNIPOTENTIAL CATHODE

HEATER
6.3 VOLTS 450 MA.
AC OR DC

ANY MOUNTING POSITION

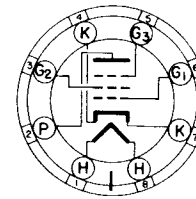

BOTTOM VIEW
LOCK-IN 8 PIN BASE

THE 7W7 IS A CATHODE TYPE SHARP CUT-OFF PENTODE VOLTAGE AMPLIFIER IN THE LOCK-IN CONSTRUCTION. IT IS CHARACTERIZED BY HIGH TRANSCONDUCTANCE AND LOW GRID-TO-PLATE CAPACITANCE WHICH MAKE IT USEFUL IN HIGH GAIN NARROW BAND AMPLIFIER SERVICE.

DIRECT INTERELECTRODE CAPACITANCES

WITH EXTERNAL SHIELD CONNECTED TO CATHODE

GRID TO PLATE: (G TO P) MAX.	0.0025	μμf
INPUT: G_1 TO $(H+K+G_2+G_3)$	9.5	μμf
OUTPUT: P TO $(H+K+G_2+G_3)$	7.0	μμf

RATINGS

INTERPRETED ACCORDING TO RMA STANDARD M8-210

HEATER VOLTAGE	6.3	VOLTS
MAXIMUM HEATER-CATHODE VOLTAGE	90	VOLTS
MAXIMUM PLATE VOLTAGE	300	VOLTS
MAXIMUM GRID #2 VOLTAGE	150	VOLTS
MAXIMUM PLATE DISSIPATION	4	WATTS
MAXIMUM GRID #2 DISSIPATION	0.8	WATT

TYPICAL OPERATING CONDITIONS AND CHARACTERISTICS

CLASS A_1 AMPLIFIER

	WITH FIXED SCREEN SUPPLY	WITH SERIES SCREEN RESISTOR	
HEATER VOLTAGE	6.3	6.3	VOLTS
HEATER CURRENT	450	450	MA.
PLATE VOLTAGE	300	300	VOLTS
GRID #3 VOLTAGE	PIN #5 CONNECTED TO PIN #4 AT SOCKET		
GRID #2 VOLTAGE	150	---	VOLTS
GRID #2 SUPPLY VOLTAGE[A]	---	300	VOLTS
GRID #2 SERIES RESISTOR	---	40 000	OHMS
CATHODE BIAS RESISTOR	160	160	OHMS
PLATE RESISTANCE (APPROX.)	0.3	0.3	MEGOHM
TRANSCONDUCTANCE	5 800	5 800	μMHOS
PLATE CURRENT	10	10	MA.
GRID #2 CURRENT	3.9	3.9	MA.
GRID #1 VOLTAGE (APPROX.) FOR I_b = 10 μA.	-8	-16	VOLTS

[A] WHEN A SCREEN SUPPLY VOLTAGE IN EXCESS OF 150 VOLTS IS USED, A SERIES SCREEN DROPPING RESISTOR MUST BE EMPLOYED TO LIMIT SCREEN VOLTAGE TO 150 VOLTS WITH PLATE CURRENT AT RATED VALUE OF 10 MA.

PRINTED IN U. S. A.

PLATE 2057
AUG. 2, 1948

COPYRIGHT 1948 BY TUNG-SOL LAMP WORKS INC. ELECTRONIC TUBE DIVISION NEWARK, NEW JERSEY, U. S. A.

7W7

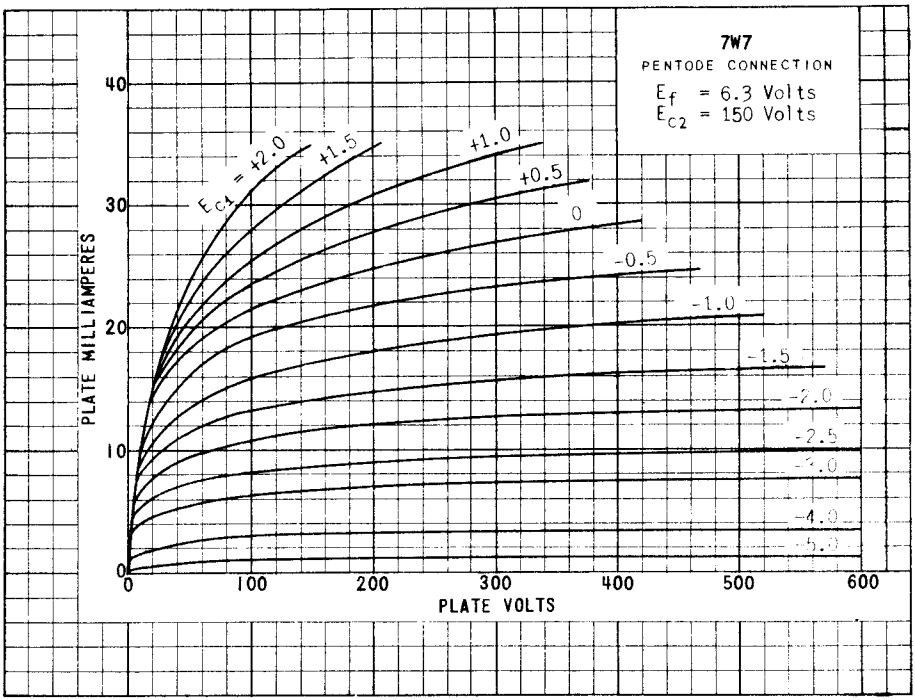

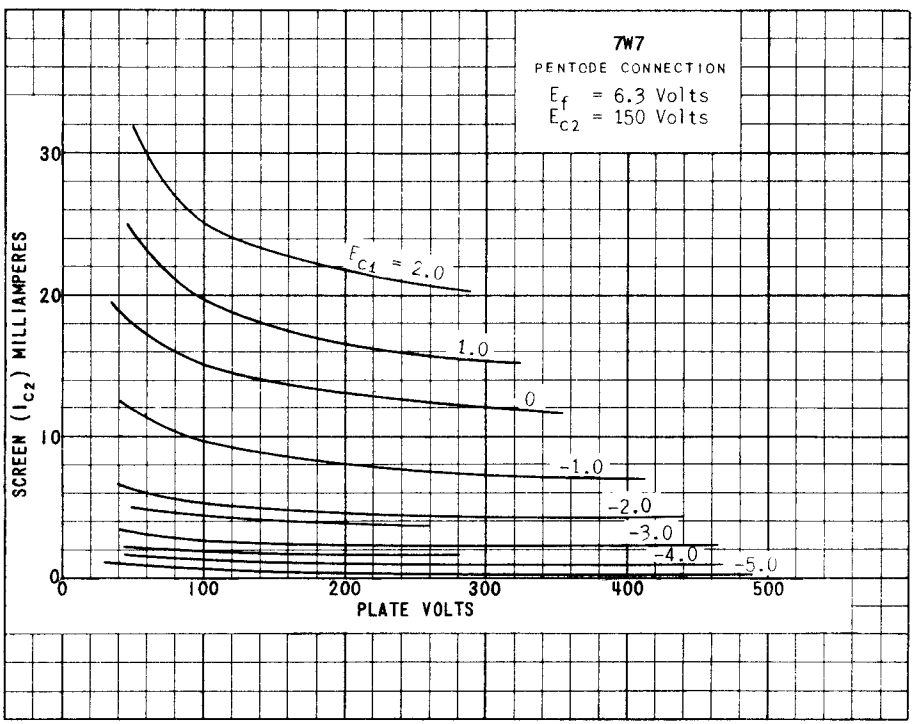

PLATE 2058

AUG. 2, 1948

COPYRIGHT 1948 BY TUNG-SOL LAMP WORKS INC. ELECTRONIC TUBE DIVISION NEWARK, NEW JERSEY, U. S. A.

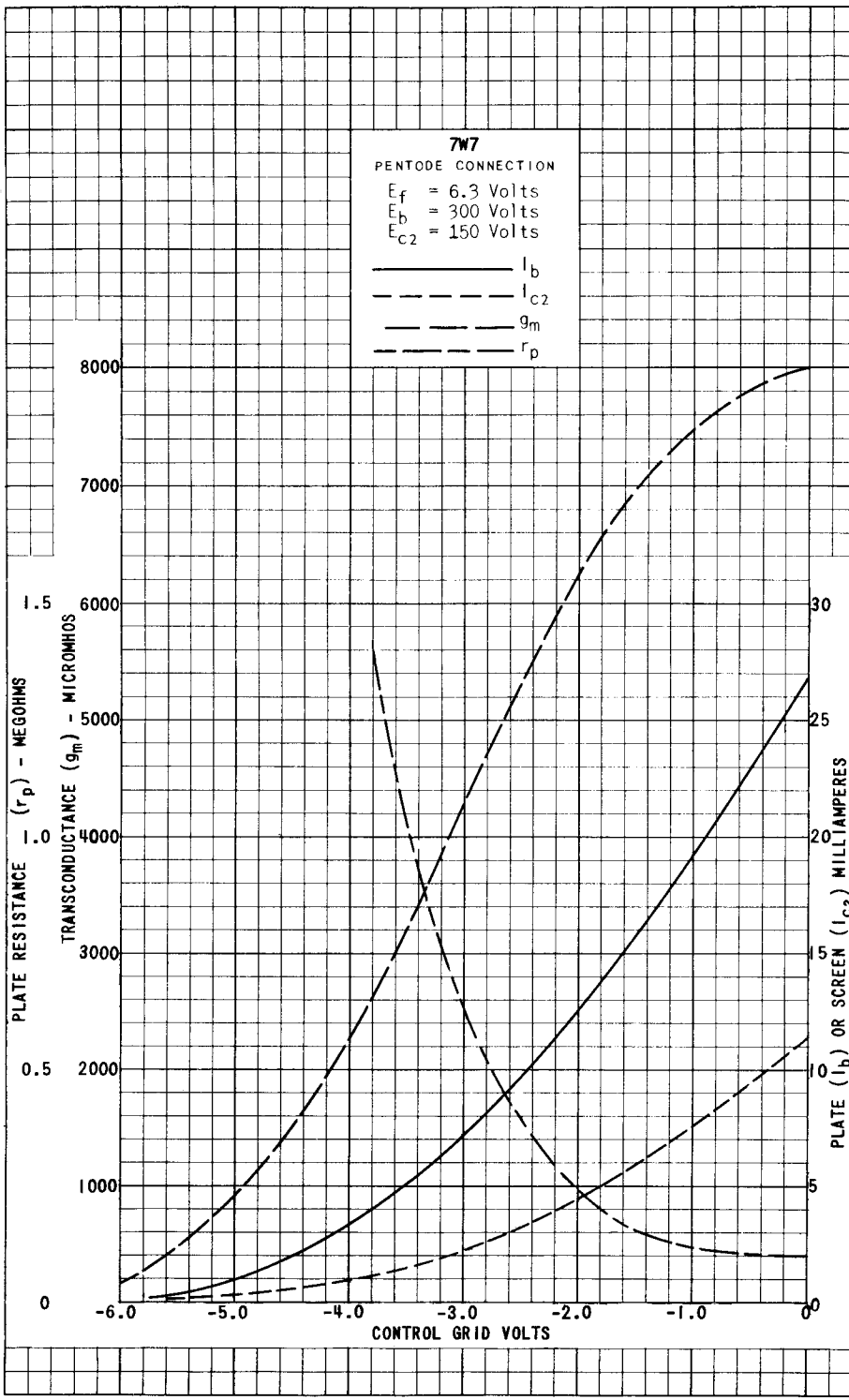

PRINTED IN U. S. A.

PLATE
2026
JUNE 1,
1948

COPYRIGHT 1948 BY TUNG-SOL LAMP WORKS INC. ELECTRONIC TUBE DIVISION NEWARK, NEW JERSEY, U. S. A.