TUNG-SOL

DOUBLE-DIODE PENTODE

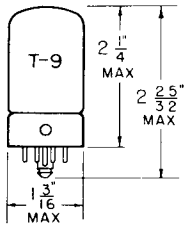

GLASS BULB

COATED UNIPOTENTIAL CATHODE

HEATER
6.3 VOLTS 300 MA.
AC OR DC

ANY MOUNTING POSITION

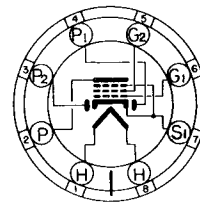

BOTTOM VIEW
LOCK-IN
8 PIN BASE
8AE

THE 7E7 IS A COMBINED REMOTE CUT OFF PENTODE AND DOUBLE DIODE DETECTOR USING THE LOCK-IN CONSTRUCTION. IT IS DESIGNED FOR USE AS A COMBINED DETECTOR, AVC RECTIFIER AND RF, IF OR AF AMPLIFIER.

DIRECT INTERELECTRODE CAPACITANCES

WITH RMA SHIELD #308 CONNECTED TO CATHODE

GRID TO PLATE: (G_1 TO P) MAX.	0.005	μμf
INPUT: G_1 TO (H+K+G_2+IS)	4.6	μμf
OUTPUT: P TO (H+K+G_2+IS)	5.5	μμf
DIODE #1 TO GRID (1P TO G_1) MAX.	0.013	μμf
DIODE #2 TO GRID (2P TO G_1) MAX.	0.003	μμf

RATINGS

INTERPRETED ACCORDING TO RMA STANDARD M8-210

HEATER VOLTAGE	6.3	VOLTS
MAXIMUM HEATER-CATHODE VOLTAGE	90	VOLTS
MAXIMUM PLATE VOLTAGE	300	VOLTS
MAXIMUM GRID #2 VOLTAGE	100	VOLTS
MAXIMUM GRID #2 SUPPLY VOLTAGE	300	VOLTS
MAXIMUM POSITIVE DC GRID #1 VOLTAGE	0	VOLTS
MAXIMUM PLATE DISSIPATION	2	WATTS
MAXIMUM SCREEN DISSIPATION	0.3	WATT
MAXIMUM VOLTAGE DROP MEASURED WITH TUBE CONDUCTING 0.8 MA. EACH PLATE	10	VOLTS
MAXIMUM DIODE CURRENT EACH PLATE FOR CONTINUOUS OPERATION	1	MA.

TYPICAL OPERATING CONDITIONS AND CHARACTERISTICS

RF OR IF AMPLIFIER

HEATER VOLTAGE	6.3	6.3	VOLTS
HEATER CURRENT	300	300	MA.
PLATE VOLTAGE	100	250	VOLTS
GRID #2 VOLTAGE	100	100	VOLTS
GRID #1 VOLTAGE	-1	-3	VOLTS
PLATE CURRENT	10	7.5	MA.
GRID #2 CURRENT	2.7	1.6	MA.
PLATE RESISTANCE (APPROX.)	0.15	0.7	MEGOHM
TRANSCONDUCTANCE	1 600	1 300	μMHOS
GRID #1 VOLTAGE (APPROX.) FOR TRANSCONDUCTANCE = 2 μMHOS	-36	-42.5	VOLTS

PRINTED IN U. S. A.

PLATE 2272
NOV. 1, 1949

COPYRIGHT 1949 BY TUNG-SOL LAMP WORKS INC. ELECTRONIC TUBE DIVISION NEWARK, NEW JERSEY, U. S. A.

7E7 (14E7)

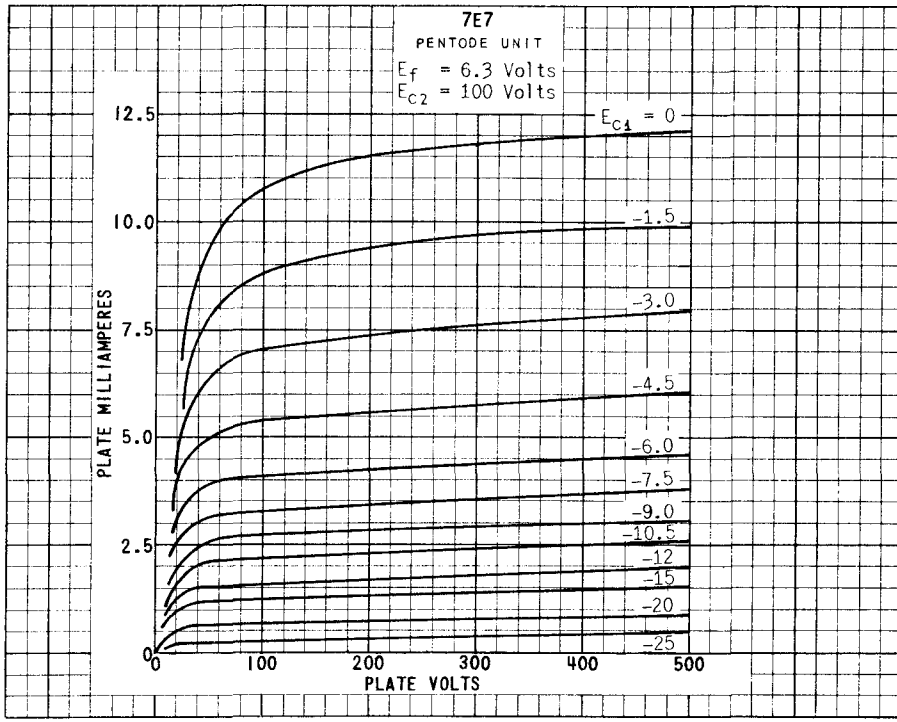

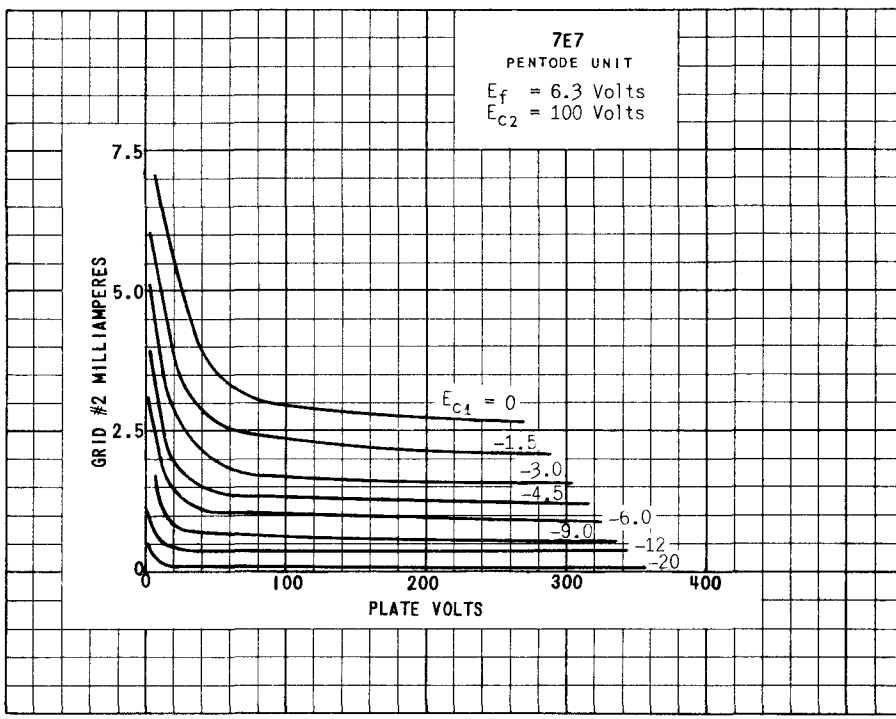

PLATE 2273
NOV. 1, 1949

COPYRIGHT 1949 BY TUNG-SOL LAMP WORKS INC. ELECTRONIC TUBE DIVISION NEWARK, NEW JERSEY, U.S.A.

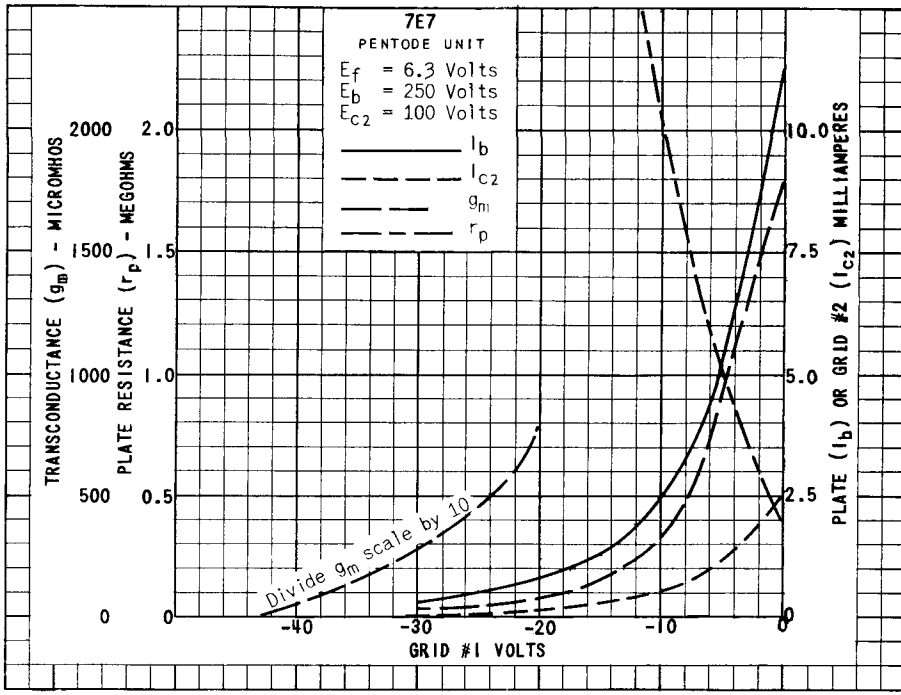

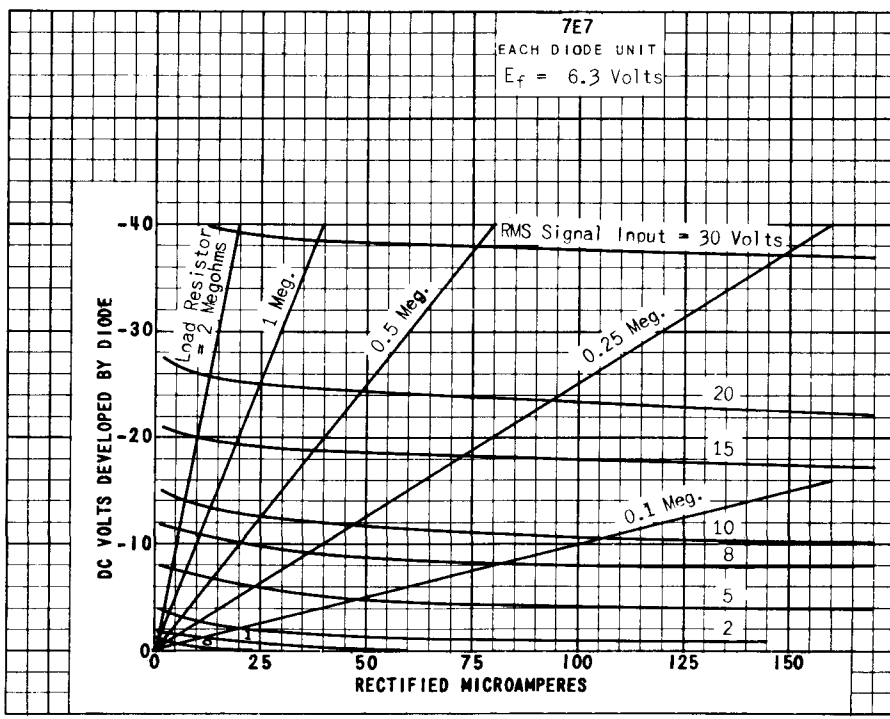

PRINTED IN U. S. A.

PLATE 2274
NOV. 1, 1949

COPYRIGHT 1949 BY TUNG-SOL LAMP WORKS INC. ELECTRONIC TUBE DIVISION NEWARK, NEW JERSEY, U. S. A.