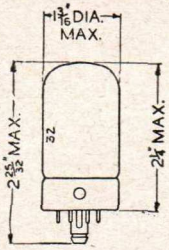

Replacement Type

TYPE **7A7**

(LOCTAL BASE)

VARI-MU R.F. PENTODE

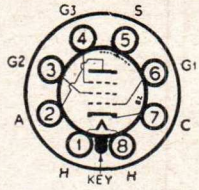

CHARACTERISTICS

Heater Voltage	6.3 volts	Grid (G1) Voltage	−3 volts
Heater Current	0.3 amp	Cathode Bias Resistor	300 ohms
Anode Voltage	250 volts	Anode Impedance	0.8 meg.
Anode Current	8.6 mA	Mutual Conductance	2.0 mA/V
Screen (G2) Voltage	100 volts	Grid (G1) Voltage	−35 volts
Screen Current	2.0 mA	(For Mutual Conductance of	0.005 mA/V)

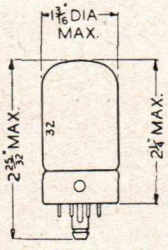

Replacement Type

TYPE **7A8**

(LOCTAL BASE)

OCTODE

FREQUENCY CHANGER

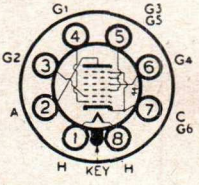

CHARACTERISTICS

Heater Voltage	6.3 volts	Oscillator Anode Resistor	20,000 ohms
Heater Current	0.15 amp.	Control Grid (G4) Voltage	−3 volts
Anode Voltage	250 volts	Cathode Bias Resistor	300 ohms
Anode Current	3.0 mA	Oscillator Grid (G1) Resistor	50,000 ohms
Screen (G3, G5) Voltage	100 volts	Oscillator Grid Current	0.4 mA
Screen Current	2.8 mA	Anode Impedance	0.7 meg.
Osc. Anode (G2) Supply Volt.	250 volts	Conversion Conductance	0.6 mA/V

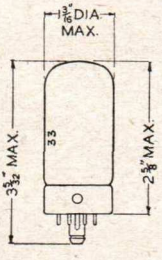

Replacement Type

TYPE **7B5E**

(LOCTAL BASE)

POWER PENTODE

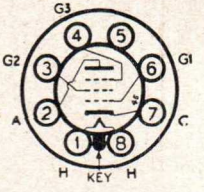

CHARACTERISTICS

[Suppressor Grid (G3) connected to Cathode].

Heater Voltage	6.3 volts	Grid (G1) Voltage	−18 volts
Heater Current	0.4 amp.	Cathode Bias Resistor	500 ohms
Anode Voltage	250 volts	Anode Impedance	68,000 ohms
Anode Current	32 mA	Mutual Conductance	2.2 mA/V
Screen (G2) Voltage	250 volts	Optimum Load	7,600 ohms
Screen Current	5.5. mA	Power Output	3.4 watts