engineering data service 7167

MECHANICAL DATA

Bulb	T-5½
Base	E7-1, Miniature Button 7-Pin
Outline	5-2
Basing	7EW
Cathode	Coated Unipotential
Mounting Position	Any

ELECTRICAL DATA

HEATER CHARACTERISTICS

Heater Voltage Range	12-15 Volts	
Heater Current at Ef = 13.5 Volts	90 Ma	
Heater-Cathode Voltage (Design Maximum Values)		
Heater Negative with Respect to Cathode		
Total DC and Peak	100 Volts	Max.
Heater Positive with Respect to Cathode		
DC	50 Volts	Max.
Total DC and Peak	100 Volts	Max.

DIRECT INTERELECTRODE CAPACITANCES (Shielded)[1]

Grid No. 1 to Plate	0.03 μμf	Max.
Input	4.4 μμf	
Output	2.74 μμf	

RATINGS (Design Maximum Values)

Plate Voltage	180 Volts	Max.
Grid No. 2 Supply Voltage	180 Volts	Max.
Grid No. 2 Voltage	See Rating Chart	
Plate Dissipation	2.0 Watts	Max.
Grid No. 2 Dissipation	0.5 Watts	Max.
Positive Grid No. 1 Voltage	0 Volts	Max.
Cathode Current	20 Ma	Max.
Grid No. 1 Circuit Resistance	0.5 Megohm	Max.

CHARACTERISTICS AND TYPICAL OPERATION

Plate Voltage	125 Volts
Grid No. 2 Voltage	80 Volts
Grid No. 1 Voltage	−1.0 Volt
Plate Current	10 Ma
Grid No. 2 Current	1.4 Ma
Transconductance	8000 μmhos
Plate Resistance	0.125 Megohm
EC[1] for Gm = 100 μmhos (approx.)	−5 Volts

QUICK REFERENCE DATA

The Sylvania Type 7167 is a miniature, sharp cutoff tetrode intended for use in mobile communications equipment. Featuring a 13.5 volt heater, the 7167 is designed for dependable operation over the wide range of heater voltage encountered in this service.

Except for heater characteristics, the Type 7167 is similar to the 6CY5.

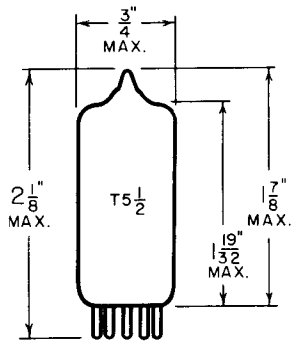

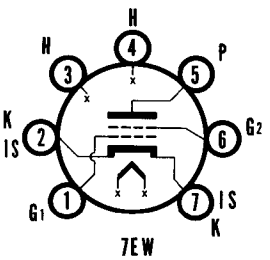

SYLVANIA
ELECTRONIC TUBES
A Division of
Sylvania Electric Products Inc.
RECEIVING TUBE
OPERATIONS
EMPORIUM, PA.

Prepared and Released By The
TECHNICAL PUBLICATIONS SECTION
EMPORIUM, PENNSYLVANIA

NOVEMBER, 1959

File Under
RECEIVING TUBES

SPECIAL TESTS

Heater Cycling Life Test
Ef = 17.0 V; 1 min. on, 4 min. off;
Ehk = –150 Vdc . . . . . 2000 Cycles Min.

NOTE:

1. *Shield No. 316 connected to cathode.*

AVERAGE PLATE CHARACTERISTICS

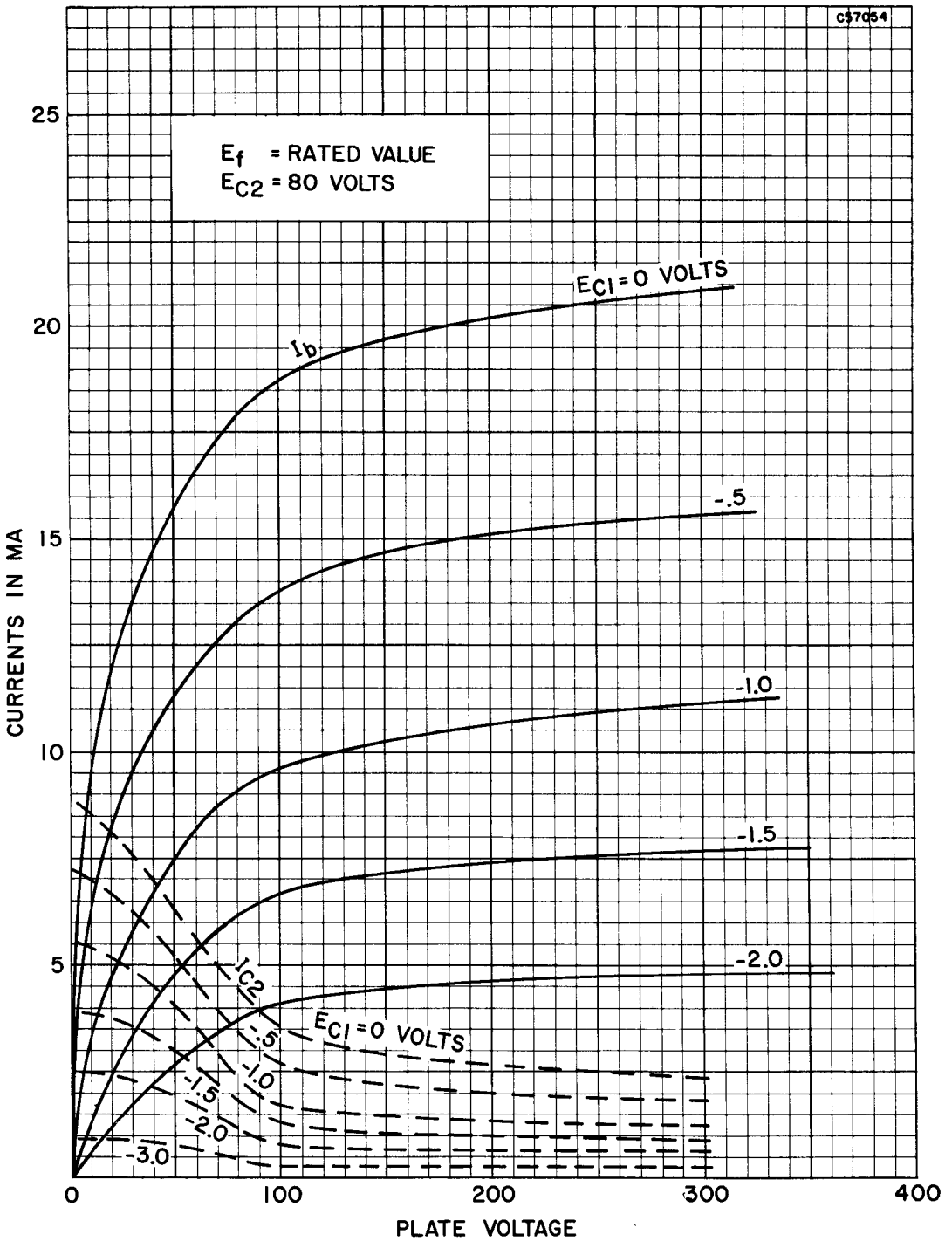

AVERAGE TRANSFER CHARACTERISTICS

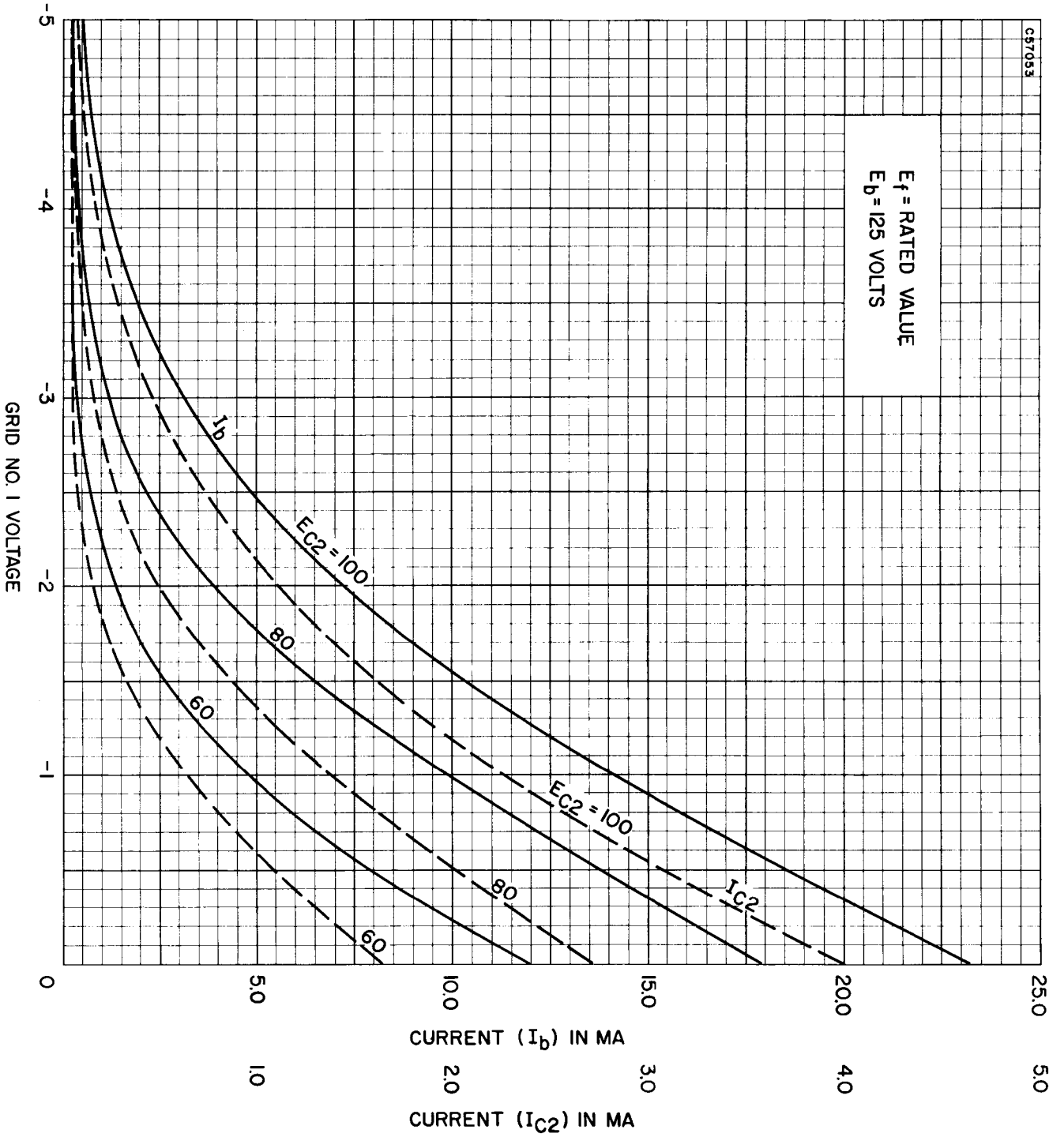

AVERAGE TRANSFER CHARACTERISTICS

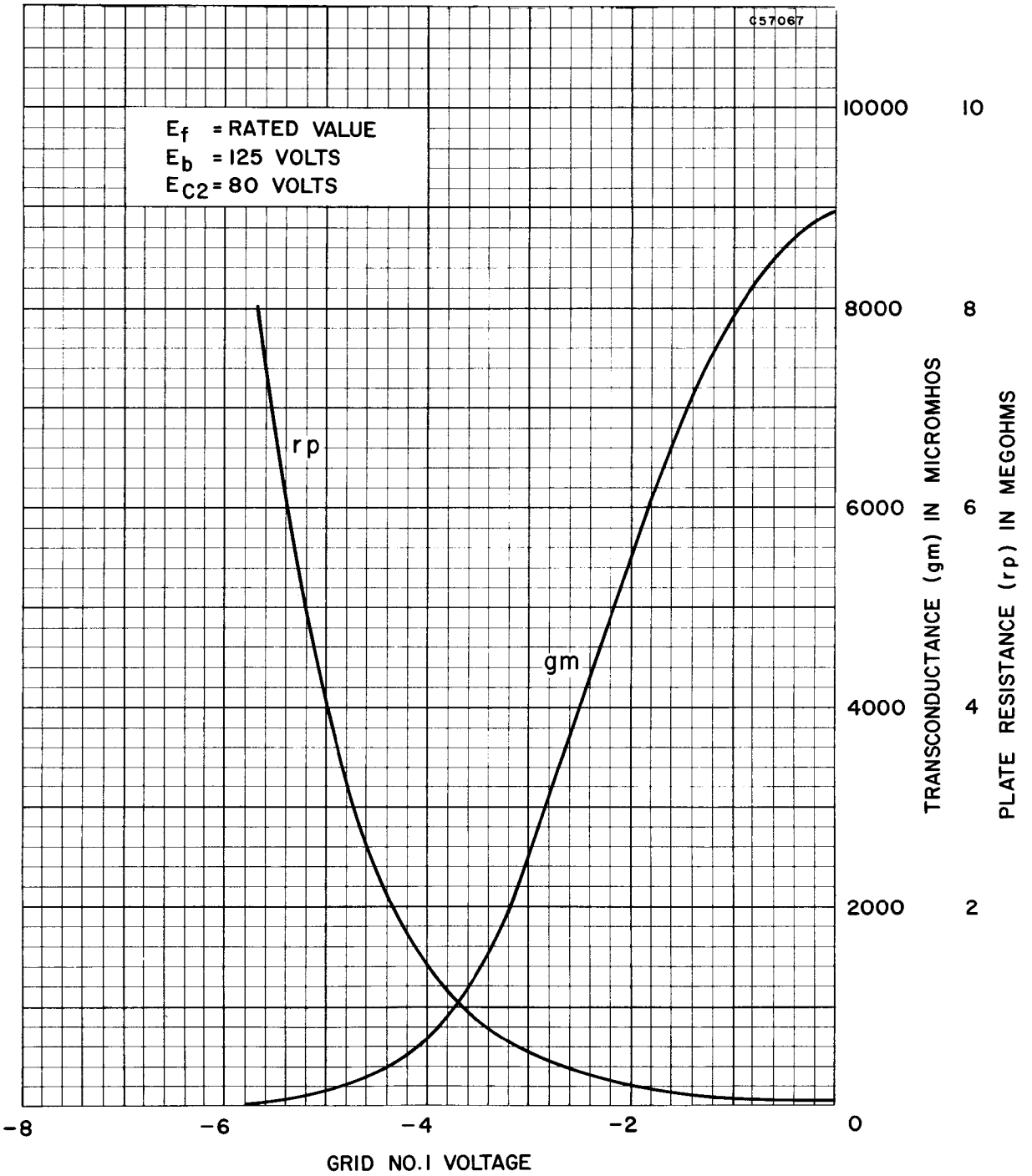
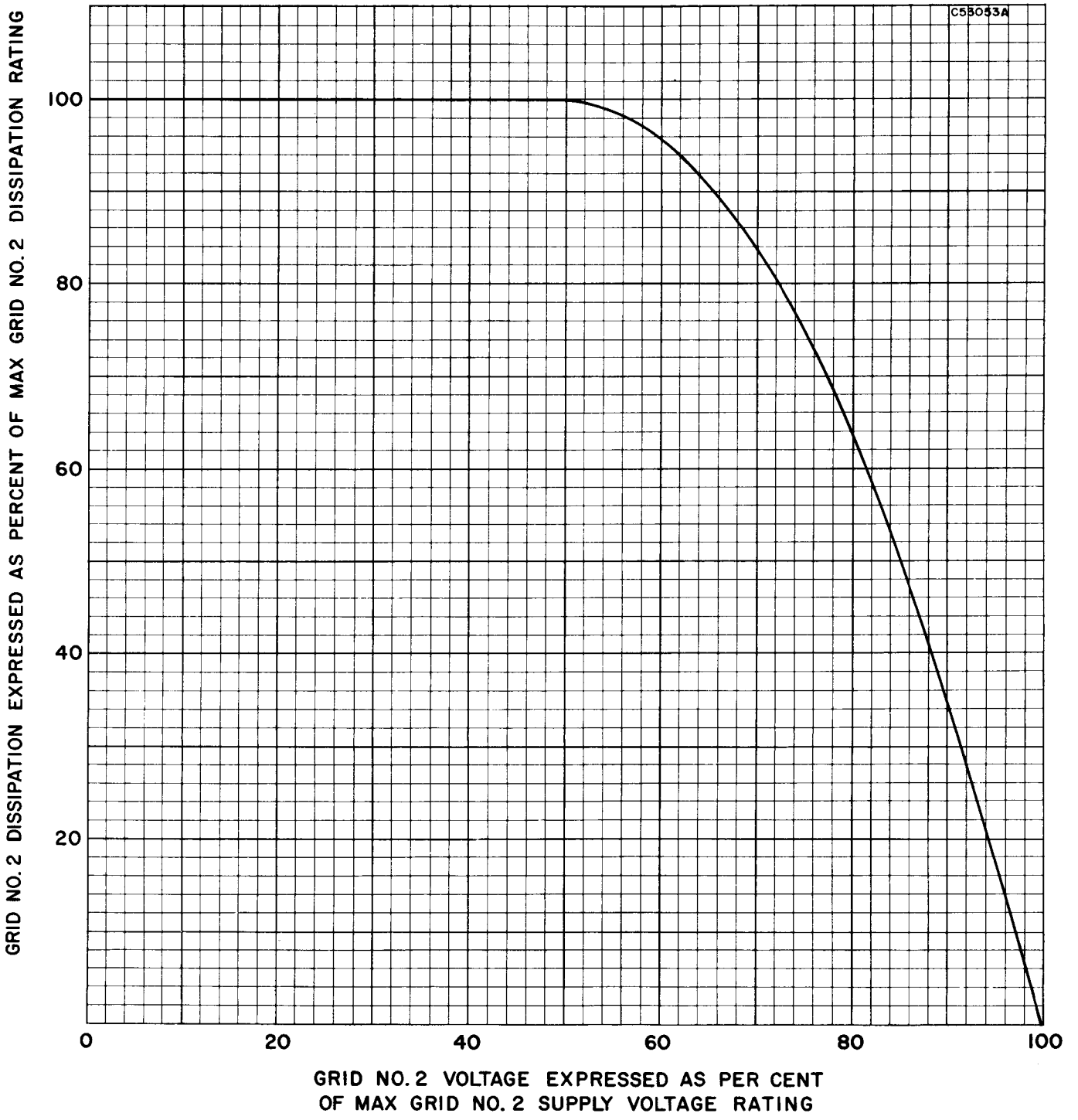
RATING CHART