## MECHANICAL DATA

| | |
|---|---|
| Bulb | T-6½ |
| Base | E9-1, Miniature Button 9-Pin |
| Outline | 6-2 |
| Basing | Per Diagram |
| Cathode | Coated Unipotential |
| Mounting Position | Any |

## ELECTRICAL DATA

### HEATER CHARACTERISTICS

| | | |
|---|---|---|
| Heater Voltage Range | 12-15 Volts | |
| Heater Current for Ef = 13.5 Volts | 155 Ma | |
| Heater-Cathode Voltage (Absolute Maximum Values) | | |
| Heater Negative with Respect to Cathode | 120 Volts | Max. |
| Heater Positive with Respect to Cathode | 120 Volts | Max. |

### DIRECT INTERELECTRODE CAPACITANCES (Unshielded)

| | Section 1[1] | Section 2[1] | |
|---|---|---|---|
| Grid to Plate | 1.7 | 1.7 | μμf |
| Input g to (h + k) | 1.6 | 1.6 | μμf |
| Output p to (h + k) | 0.46 | 0.34 | μμf |

### RATINGS (Absolute Maximum Values—Each Section)

| | | |
|---|---|---|
| Plate Voltage | 330 Volts | Max. |
| Plate Dissipation | 1.0 Watt | Max. |
| Positive Grid Voltage | 0 Volts | Max. |
| Negative Grid Voltage | –55 Volts | Max. |
| Grid Resistance: | | |
| Fixed Bias | 0.5 Megohm | Max. |
| Cathode Bias | 1.0 Megohm | Max. |

### CHARACTERISTICS AND TYPICAL OPERATION

**Class $A_1$ Amplifier (Each Section)**

| | |
|---|---|
| Plate Voltage | 250 Volts |
| Grid Voltage | –2 Volts |
| Plate Current | 1.25 Ma |
| Plate Resistance | 61,000 Ohms |
| Transconductance | 1650 μmhos |
| Amplification Factor | 100 |
| Ec for $I_b$ = 10 μa (Approx.) | –5 Volts |

## QUICK REFERENCE DATA

The Sylvania Type 7058 is a miniature high mu twin triode having separate cathodes. It is intended for use in mobile communications equipment. Featuring a 13.5 volt heater, the 7058 is designed for dependable operation over the wide range of heater voltage encountered in this service.

Except for heater characteristics, the Type 7058 is similar to the 12AX7.

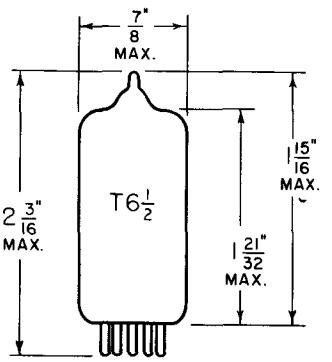


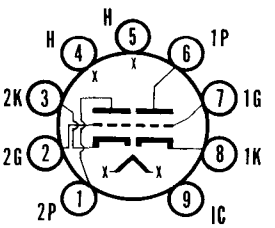


SYLVANIA
ELECTRONIC TUBES
A Division of
Sylvania Electric Products Inc.
RECEIVING TUBE
OPERATIONS
EMPORIUM, PA.

*Prepared and Released By The*
*TECHNICAL PUBLICATIONS SECTION*
*EMPORIUM, PENNSYLVANIA*

NOVEMBER, 1959



*File Under*
RECEIVING TUBES

## SPECIAL TESTS

Heater Cycling Life Test
Ef = 17.0 V; 1 min. on, 4 min. off;
Ehk = 150 Vdc . . . . . 2000 Cycles Min.

Low-Frequency Vibration[2]: Ep
G = 2.5 @ 25 cps . . . . . 150 mVac Max.

## NOTES:

1. *Section No. 1 connects to Pins 6, 7 and 8.*
   *Section No. 2 connects to Pins 1, 2 and 3.*
2. *Sections connected in parallel.*

## AVERAGE PLATE CHARACTERISTICS
(EACH SECTION)

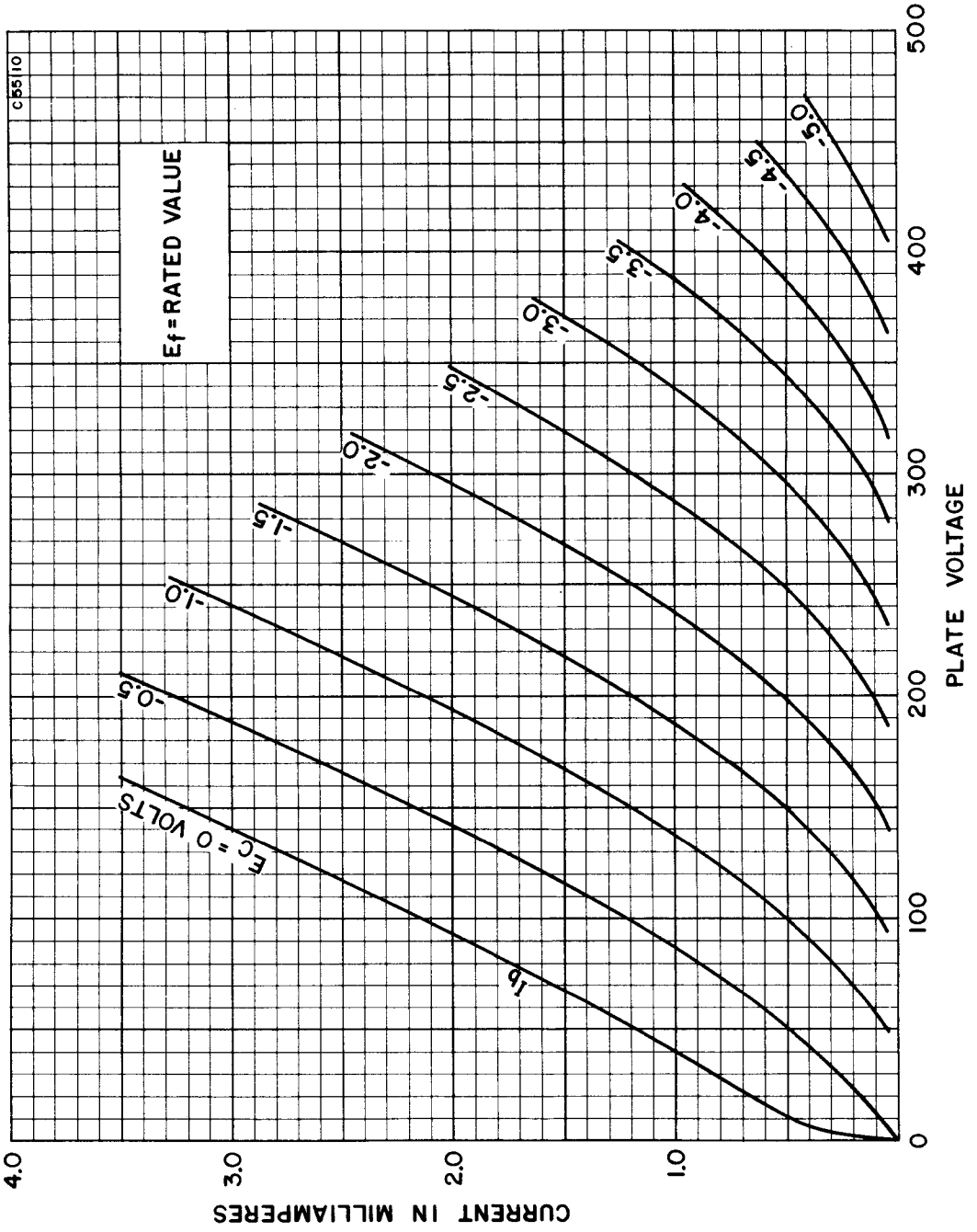
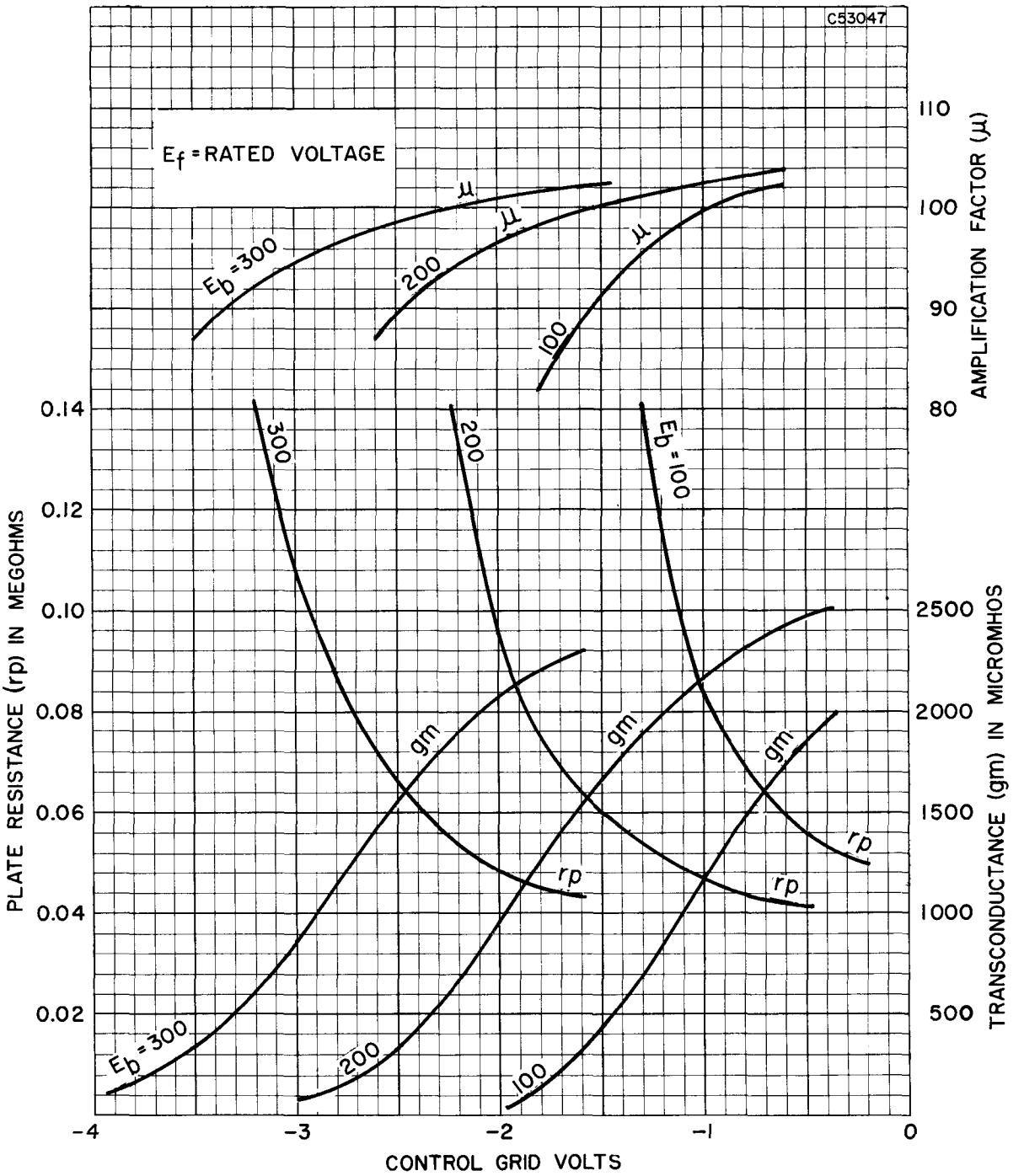
## AVERAGE TRANSFER CHARACTERISTICS
(EACH SECTION)