TUNG-SOL

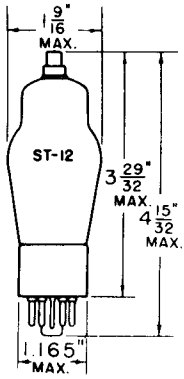

6V7G
SMALL 7 PIN
OCTAL BASE

DUPLEX-DIODE TRIODE

UNIPOTENTIAL CATHODE

HEATER

6V7G, 85	55
6.3 V.	2.5 V.
0.3 A.	1.0 A.

AC OR DC

IN CIRCUITS WHERE THE CATHODE IS NOT DIRECTLY CONNECTED TO THE HEATER, THE POTENTIAL DIFFERENCE BETWEEN HEATER AND CATHODE SHOULD BE KEPT AS LOW AS POSSIBLE. UNDER NO CONDITIONS SHOULD IT EXCEED 100 VOLTS.

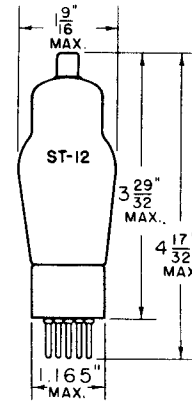

55, 85
SMALL 6 PIN
BASE



6V7G

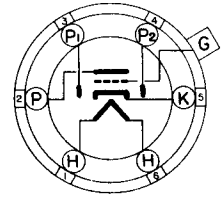

55, 85

BOTTOM VIEWS

THE 6V7G, 55 AND 85 ARE HEATER CATHODE TYPE TUBES CONSISTING OF TWO DIODES AND A TRIODE IN A SINGLE BULB. THEY ARE DESIGNED FOR USE AS COMBINED DETECTORS, AMPLIFIERS AND AUTOMATIC VOLUME CONTROL TUBES.

RATINGS

INTERPRETED ACCORDING TO RMA STANDARD M8-210

MAXIMUM PLATE VOLTAGE	250	VOLTS
MAXIMUM PLATE DISSIPATION	2.0	WATTS

DIRECT INTERELECTRODE CAPACITANCES

GRID TO PLATE	1.5	μμf
INPUT	1.5	μμf
OUTPUT	4.3	μμf

TYPICAL OPERATING CONDITIONS AND CHARACTERISTICS

CLASS A AMPLIFIER

PLATE VOLTAGE	135	180	250	VOLTS
GRID VOLTAGE	-10.5	-13.5	-20	VOLTS
PLATE CURRENT	3.7	6.0	8.0	MA.
PLATE RESISTANCE	11000	8500	7500	OHMS
TRANSCONDUCTANCE	750	975	1100	μMHOS
AMPLIFICATION FACTOR	8.3	8.3	8.3	
LOAD RESISTANCE	25000	20000	20000	OHMS
POWER OUTPUT	75	160	350	MW.

PRINTED IN U. S. A.

PLATE
1439
JUNE 15
1944

COPYRIGHT 1944 BY TUNG-SOL LAMP WORKS INC. ELECTRONIC TUBE DIVISION NEWARK, NEW JERSEY, U. S. A.

6V7G (55, 85)

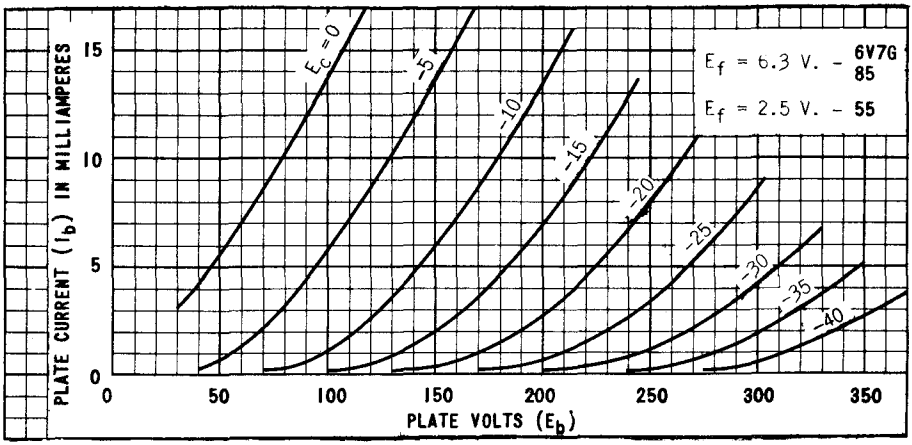

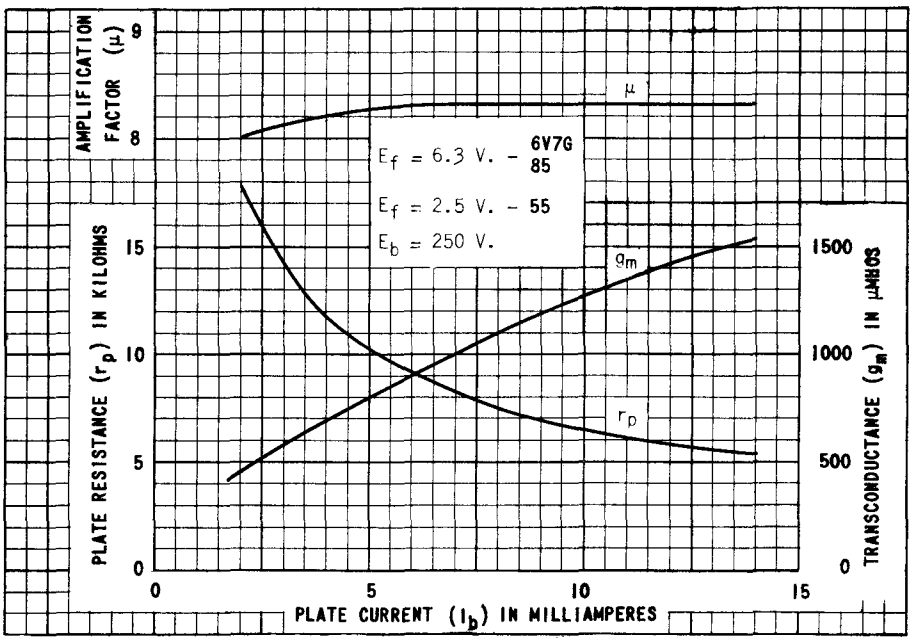

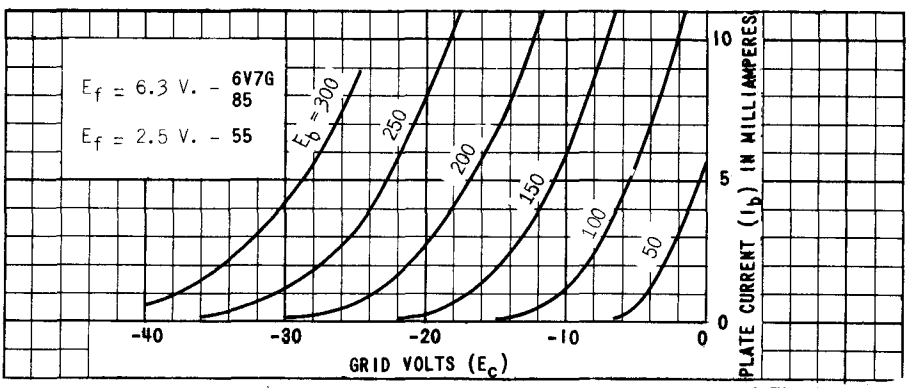

PLATE 1440
JUNE 15 1944

COPYRIGHT 1944 BY TUNG-SOL LAMP WORKS INC. ELECTRONIC TUBE DIVISION NEWARK, NEW JERSEY, U. S. A.