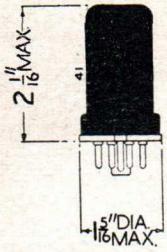

Replacement Type

TYPE **6SJ7**

(OCTAL BASE)

R.F. PENTODE

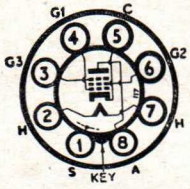

RATINGS

Heater Voltage ...	6.3 volts
Heater Current ...	0.3 amp.
Anode Voltage ...	300 volts max.
Anode Dissipation	2.5 watts max.
Screen (G2) Voltage	125 volts max.
Screen Dissipation	0.3 watts max.

OPERATING CHARACTERISTICS

(G3 connected to Cathode)

Anode Voltage ...	100	250 volts
Anode Current ...	2.9	3.0 mA
Screen Voltage	100	100 volts
Screen Current	0.9	0.8 mA
Control Grid (G1) Voltage	–3	–3 volts
Anode Impedance	0.7	1.0 meg. min.
Mutual Conductance	1.6	1.6 mA/V
Control Grid Voltage (For anode current cut-off)	–8	–8 volts

INTER-ELECTRODE CAPACITANCES

Input (G1 to all except Anode)	6.0 pF
Output (Anode to all except G1)	7.0 pF
Control Grid (G1) to Anode ...	0.005 pF max.

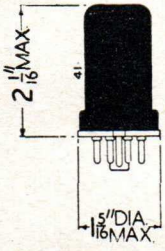

Replacement Type

TYPE **6SK7**

(OCTAL BASE)

VARI-MU R.F. PENTODE

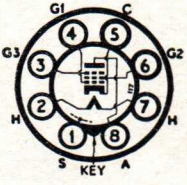

RATINGS

Heater Voltage ...	6.3 volts
Heater Current ...	0.3 amp.
Anode Voltage ...	300 volts max.
Anode Dissipation	4.0 watts max.
Screen (G2) Voltage	125 volts max.
Screen Dissipation	0.4 watts max.

OPERATING CHARACTERISTICS

(G3 connected to Cathode)

Anode Voltage ...	100	250 volts
Anode Current ...	13	9.2 mA
Screen Voltage	100	100 volts
Screen Current	4.0	2.6 mA
Control Grid (G1) Voltage	–1	–3 volts
Anode Impedance	0.1	0.8 meg.
Mutual Conductance	2.3	2.0 mA/V
Control Grid Voltage (For Mutual Conductance of 0.005 mA/V).	–35	–35 volts

INTER-ELECTRODE CAPACITANCES

Input (G1 to all except Anode)	6.0 pF
Output (Anode to all except G1)	7.0 pF
Control Grid (G1) to Anode ...	0.003 pF max.