TYPES **6K8G, 6K8GT** (OCTAL BASE)

6K8G.

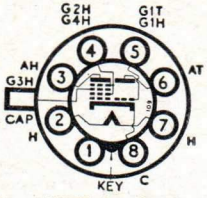

Note.—Type 6K8GT *has Pin* 1 *connected to metal shell.*

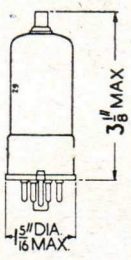

6K8GT.

TRIODE-HEXODE FREQUENCY CHANGERS

The BRIMAR types 6K8G, 6K8GT are indirectly heated triode-hexode frequency changers of advanced design, for use in all-wave receivers. In suitable circuits satisfactory operation may be secured at frequencies higher than 60 Mc/s., whilst the high slope and low capacitances of the triode unit ensure adequate oscillation over a wide wave band. With the exceptions of overall dimensions types 6K8G and 6K8GT have identical characteristics.

RATINGS

Heater Voltage	6.3 volts	Hexode Screen (G2, G4) Volt.	150 volts max.
Heater Current	0.3 amp.	Hexode Screen Dissipation	0.7 watts max.
Hexode Anode (Ah) Voltage	300 volts max.	Triode Anode (At) Voltage	125 volts max.
Hexode Anode Dissipation	0.75 watts max.	Triode Anode Dissipation	0.75 watts max.

Total Cathode Current ... 16 mA max.

OPERATION AS FREQUENCY CHANGER

Hexode Anode Voltage	100	250	volts
Hexode Anode Current	2.3	2.5	mA
Hexode Screen Voltage	100	100	volts
Hexode Screen Current	6.2	6.0	mA
Hexode Control Grid (G3) Voltage	–3	–3	volts
Cathode Bias Resistor	220	300	ohms
Hexode Anode Impedance	0.4	0.6	meg.
Triode Anode Supply Voltage	100	250	volts
Triode Anode Voltage	100	100	volts
Triode Anode Resistor	–	40,000	ohms
Triode Anode Current	3.8	3.8	mA
Triode Grid (G1) Resistor	50,000	50,000	ohms
Triode Grid Current	0.15	0.15	mA
Conversion Conductance	0.33	0.36	mA/V
Hexode Control Grid Voltage ... ... (For conversion of 0.002 mA/V)	–30	–30	volts

INTER-ELECTRODE CAPACITANCES*

R.F. Input (G3 to all except Ah)	4.6 pF
I.F. Output (Ah to all except G3)	4.8 pF
Oscillator Input (G1 to all except At)	6.5 pF
Oscillator Output (At to all except G1)	3.4 pF
Control Grid (G3) to Oscillator Grid (G1)	0.2 pF max.
Control Grid (G3) to Oscillator Anode (At)	0.05 pF max.
Control Grid (G3) to Hexode Anode (Ah)	0.08 pF max.
Oscillator Grid (G1) to Oscillator Anode (At)	1.8 pF

* *With close fitting shield connected to Cathode.*

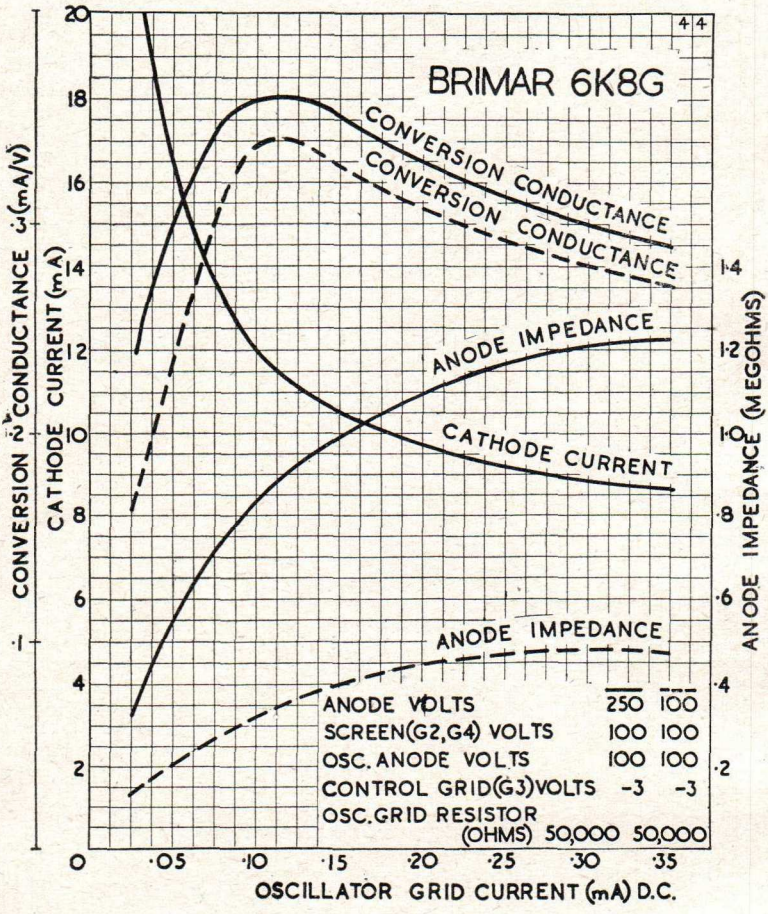
BRIMAR 6K8G
CONVERSION CONDUCTANCE
CONVERSION CONDUCTANCE
ANODE IMPEDANCE
CATHODE CURRENT
ANODE IMPEDANCE
CONVERSION CONDUCTANCE (mA/V)
CATHODE CURRENT (mA)
ANODE IMPEDANCE (MEGOHMS)
OSCILLATOR GRID CURRENT (mA) D.C.
ANODE VOLTS 250 100
SCREEN(G2,G4) VOLTS 100 100
OSC. ANODE VOLTS 100 100
CONTROL GRID(G3)VOLTS -3 -3
OSC.GRID RESISTOR (OHMS) 50,000 50,000