RAYTHEON

6J7
6J7G

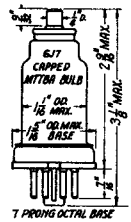

PENTODE
DETECTOR OR AMPLIFIER
Heater Type
Metal Bulb-6J7 Glass Bulb-6J7G

The 6J7 is a pentode type amplifier tube designed for service as a detector or high frequency amplifier in storage battery or a-c operated receivers.

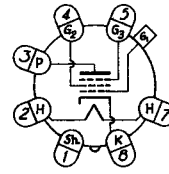

6J7G BASING SAME AS 6J7, EXCEPT SHIELD CAGE CONN. TO PIN #1
BOTTOM VIEW OF SOCKET

RATINGS

Heater Voltage	6.3	volts
Heater Current	0.3	amp
Max. Plate Voltage	250	volts
Max. Screen Voltage	125	volts

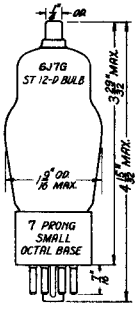

DIRECT INTERELECTRODE CAPACITANCES

	GRID TO PLATE	INPUT	OUTPUT	
* 6J7	0.005 max.	7	12	μμf
**6J7G	0.005 max.	4.5	12	μμf

AMPLIFIER - CLASS A

Plate Voltage	100	250	volts
Screen Voltage	100	100	volts
Grid Bias	-3	-3	volts
Suppressor	Connected to Cathode at Socket		
Amplification Factor	1185	1500 min.	
Plate Resistance	1	1.5 min.	megohms
Transconductance	1185	1225	μmhos
Plate Current	2	2	ma
Screen Current	0.5	0.5	ma
Grid Bias (For Cathode Current Cutoff)	-7	-7 approx.	volts

DETECTOR - GRID BIASED TYPE

Plate Supply Voltage	250	250	250	250	volts
Screen Voltage	50	33	100	100	volts
Grid Bias	-2	-1.7	-3.9	-4.3	volts
Cathode Resistor	3000	3000	4000	10000	ohms
Suppressor	Connected to Cathode at Socket				
Cathode Current (No Signal)	0.65	0.21	0.97	0.43	ma
Plate Resistor	0.25	0.5	0.25	0.5	megohm
Blocking Condenser	0.03	0.03	0.03	0.03	μf
Grid Resistor(For Following Tube)	0.25	0.25	0.25	0.25	megohm
R-F Signal Voltage (RMS)	1.18	1.21	1.38	1.37	volts
Output Peak Voltage	17	17	17	17	volts

(At grid of following tube with signal modulated 20%)

When a resistor is used in the grid circuit, its value should not exceed 1 megohm.
The voltage between heater and cathode should be kept as low as possible where they are not directly connected.
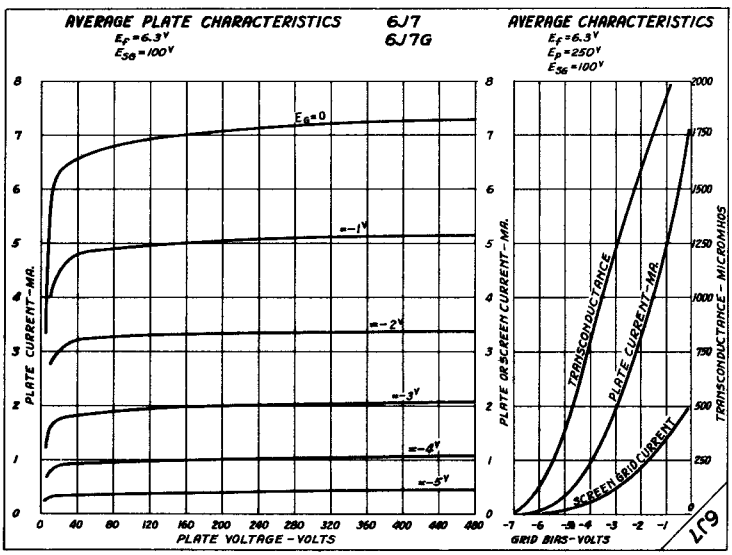
* With shell connected to cathode
**With tube shield and internal shield connected to cathode.