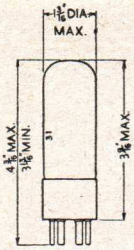

Replacement Type

TYPE 6U5/6G5
(U.X. BASE)
"MAGIC EYE"
TUNING INDICATOR

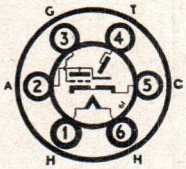

OPERATING CHARACTERISTICS

Heater Voltage	6.3 volts		
Heater Current	0.3 amp.		
Anode and Target (T) Supply Voltage ...	100	200	250 volts
Anode Load Resistor	0.5	1.0	1.0 meg.
Anode Current*	0.19	0.19	0.24 mA
Target Current*	1	3	4 mA approx.
Control Grid Voltage†	–8	–18.5	–22 volts

** For shadow angle of approx. 90°, Control Grid Voltage zero.*

† For shadow angle of 0°, Anode Current zero.

Replacement Type

TYPE 6U7G
(OCTAL BASE)
VARI-MU R.F. PENTODE

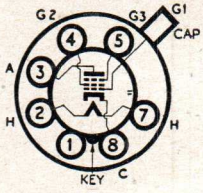

OPERATING CHARACTERISTICS

[Suppressor Grid (G3) connected to Cathode]

Heater Voltage		6.3 volts
Heater Current		0.3 amp.
Anode Voltage	100	250 volts
Anode Current	8.0	8.2 mA
Screen (G2) Voltage	100	100 volts
Screen Current	2.2	2.0 mA
Control Grid Voltage	–3	–3 volts
Cathode Bias Resistor	330	330 ohms
Anode Impedance	0.25	0.8 meg.
Mutual Conductance	1.5	1.6 mA/V
Control Grid Bias	–50	–50 volts

(For Mutual Conductance of 0.002 mA/V)

INTER-ELECTRODE CAPACITANCES§

Input (Control Grid to all except Anode)	5 pF
Output (Anode to all except Control Grid)	9 pF
Control Grid to Anode	0.007 pF max.

§ With close fitting shield connected to Cathode.