MAZDA

6F33

SCREENED R.F. PENTODE

Indirectly heated

GENERAL

The 6.F.33 has a short cut-off Suppressor Grid characteristic which makes it particularly suitable for use in Modulator, Variable Reactance and Timing Circuits. A diode has been tied to the suppressor in order to prevent "blocking" when this grid is driven positive. ←

RATING

Heater Voltage (volts)	V_h	6.3
Heater Current (amps)	I_h	0.35
Maximum Anode Voltage (volts)	$V_{a(max)}$	250
Maximum Screen Voltage (volts)	$V_{g2(max)}$	250
Mutual Conductance (mA/V)	g_m	• 4.35
Inner μ //	$\mu_{g1\ g2}$	• 38
Maximum Anode Dissipation (watts)	$P_{a(max)}$	2.5
Maximum Screen Dissipation (watts)	P_{g2}	0.8
Maximum Potential Heater/Cathode (volts DC)	$V_{h-k(max)}$	100

• Taken at V_a = 200v; V_{g2} = 100v; V_{g1} = -1.5v; V_{g3} = 0v.

// i.e. $\frac{\delta V_{g2}}{\delta V_{g1}}$ with I_a constant.

INTER-ELECTRODE CAPACITANCES

			a	$
Anode/Earth	(μμF)	c_{out}	4.6	5.6 ←
Anode/Control Grid	(μμF)	c_{a-g1}	0.01	0.012
Control Grid/Earth	(μμF)	c_{in}	7.3	8.4 ←
Suppressor Grid/Earth	(μμF)	c_{g3-E}	10.0	11.1 ←

a Measured with Benjamin cylindrical screen type 75/832, but holder capacity balanced out.

$ Including capacity of Benjamin B7G holder type 75/833 and screen type 75/832.

DIMENSIONS

Maximum Overall Length	(mm)	54
Maximum Diameter	(mm)	19
Maximum Seated Height	(mm)	48.6
Approximate Nett Weight	(ozs)	‡
Approximate Packed Weight	(ozs)	‡

MOUNTING POSITION - Unrestricted.

Indicates a change ←

6F33

MAZDA

6F33

SCREENED R.F. PENTODE

Indirectly heated

BULB Clear

BASE B.7.G

Viewed from free end of pins

CONNECTIONS

Pin 1	Control Grid	g1
Pin 2	Cathode	k
Pin 3	Heater	h
Pin 4	Heater	h
Pin 5	Anode	a
Pin 6	Suppressor Grid	g3
Pin 7	Screen Grid	g2

EDISWAN
MAZDA
6F33

SCREENED R.F. PENTODE

Indirectly heated

CHARACTERISTIC CURVES OF AVERAGE

EDISWAN VALVE 6F33

Curves taken at $V_a = 200V$.

Key { —— *Anode Current*
····· *Screen Current*

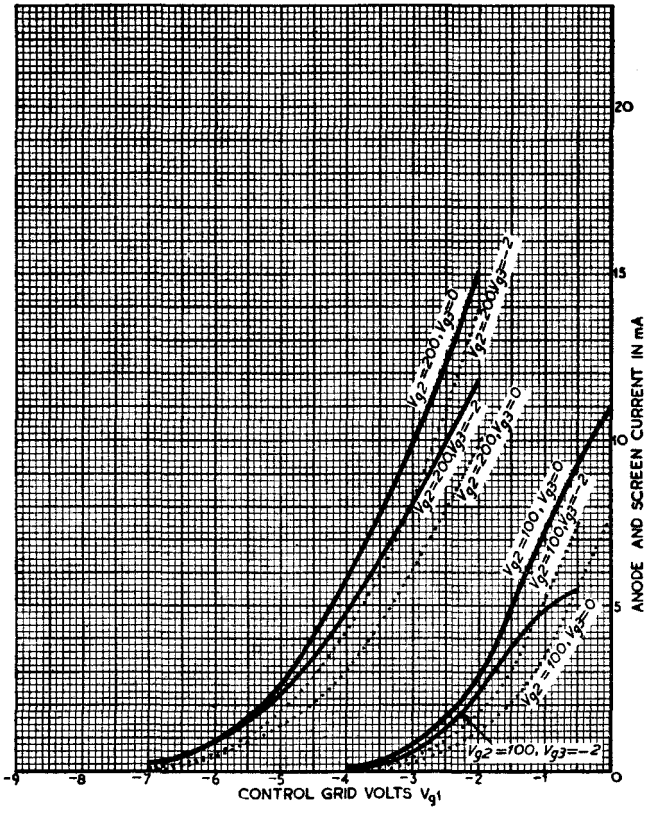

6F33

EDISWAN
MAZDA
6F33

SCREENED R.F. PENTODE
Indirectly heated

CHARACTERISTIC CURVES OF AVERAGE

EDISWAN VALVE 6F33

Curves taken at $V_a = 200V$.

Key { ——— *Anode Current* / ····· *Screen Current*

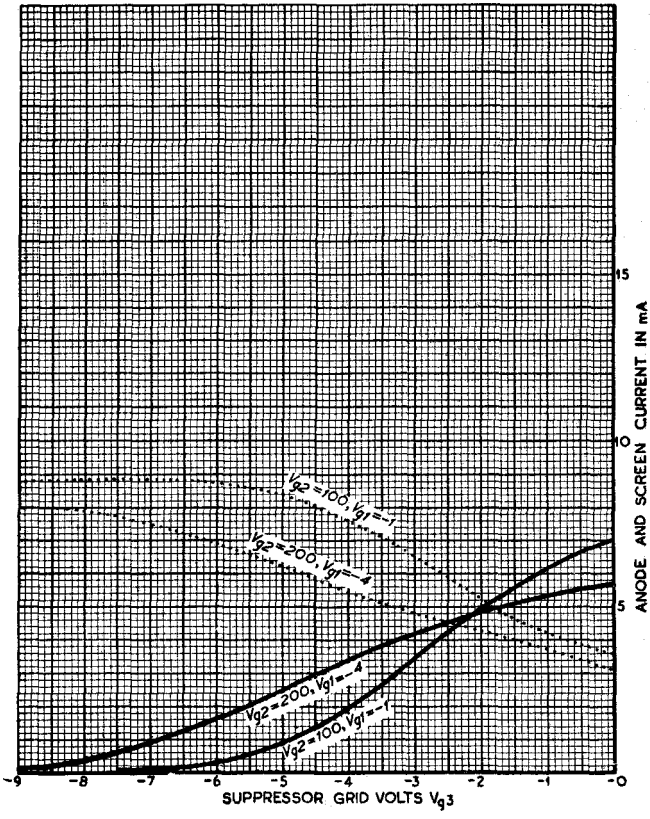

May 1948 VALVE & CRT DIVISION Issue 1/6

SIEMENS EDISON SWAN LIMITED

EDISWAN
MAZDA
6F33
SCREENED R.F. PENTODE
Indirectly heated

CHARACTERISTIC CURVES OF AVERAGE
EDISWAN VALVE 6F33

Curves taken at V_a=200V.

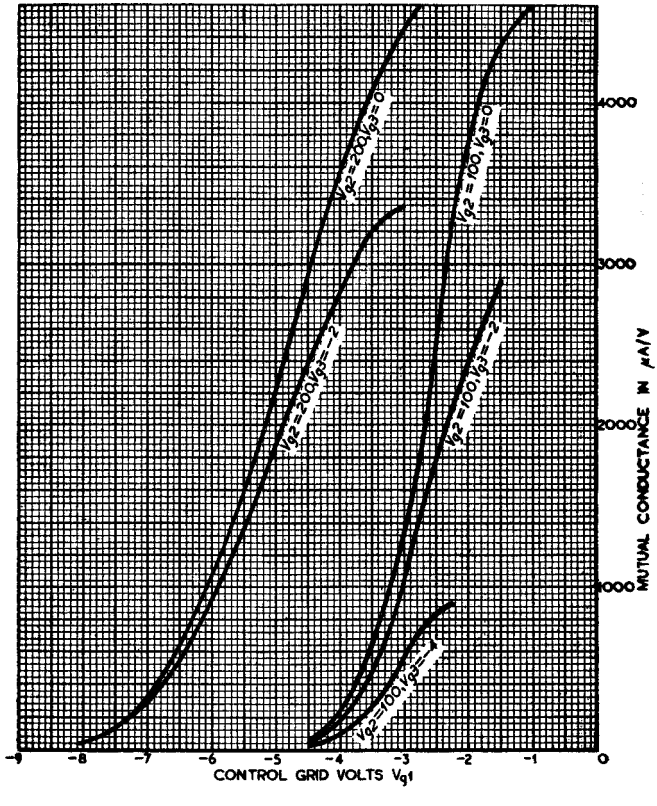

May 1948 VALVE & CRT DIVISION Issue 1/6
SIEMENS EDISON SWAN LIMITED

6F33

EDISWAN
MAZDA
6F33
SCREENED R.F. PENTODE
Indirectly heated

CHARACTERISTIC CURVES OF AVERAGE
EDISWAN VALVE 6F33

Curves taken at $V_g = 200V$

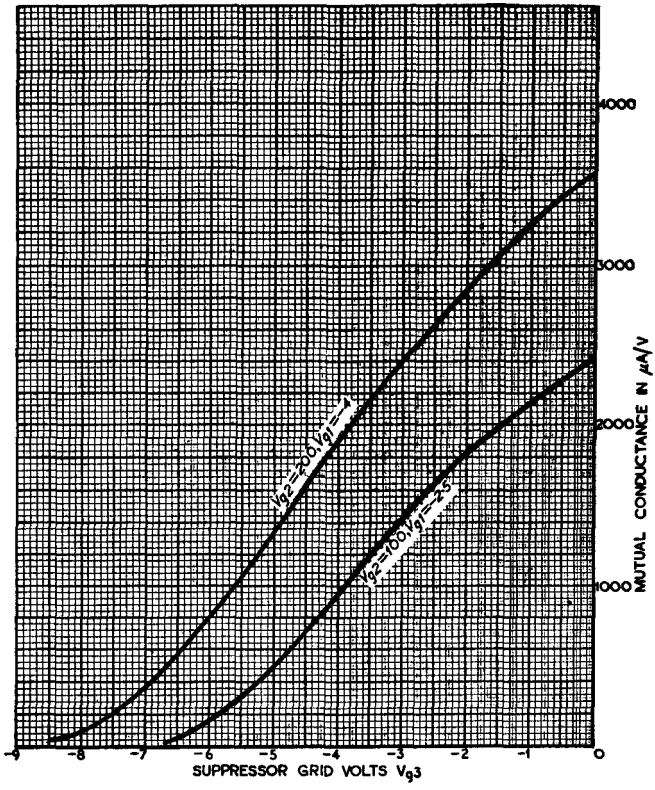

May 1956 VALVE & CRT DIVISION Issue 1/6
SIEMENS EDISON SWAN LIMITED