Vacuum tube 6EU7 Tung - Sol is a miniature twin triode with equipotential cathodes, designed to amplify low freguency voltage in the output stages of HI-FI audio.

Pin arrangement

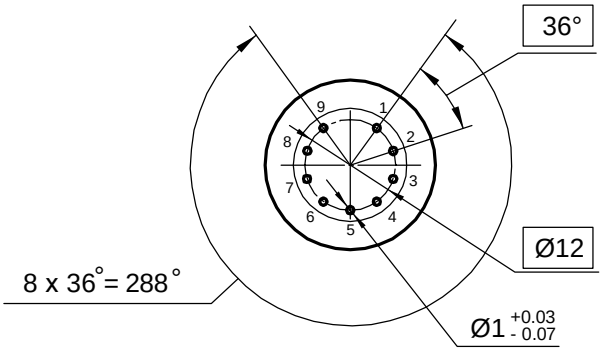

Electrode -to - lead connection diagram

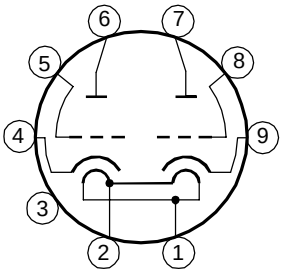

Dimensions

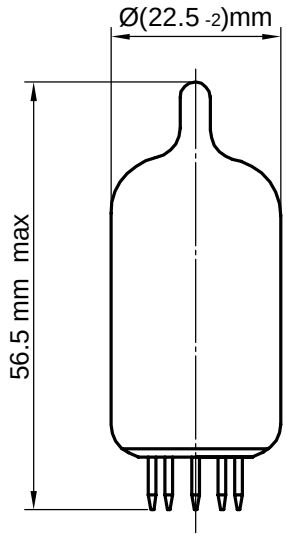

Lead designation	Name of electrode
1, 2	Heater
3	Free
4	First triode cathode
5	First triode grid
6	First triode plate
7	Second triode plate
8	Second triode grid
9	Second triode cathode

Electrical parameters

Parameters, conditions and units	Nominal	
	min	max
Heater current, mA	320	365
Grid reverse current, µA , (at: filament voltage 6.3 V, plate voltage 250 V, grid voltage minus 2.0 V, resistance in grid circuit 1.0 M Ω)	—	0.2
Plate current, mA, (at: filament voltage 6.3 V, plate voltage 250 V, grid voltage minus 2.0 V)	0.75	2.1
First and second triodes plate current difference, % (at: filament voltage 6.3 V, plate voltage 250 V, grid voltage minus 2.0 V)	—	± 40
Plate current at the beginning of the characteristic, µA (at: filament voltage 6.3 V, plate voltage 250 V, grid voltage minus 4.5 V)		30
Slope of characteristic, mA/V (at: filament voltage 6.3 V, plate voltage 250 V, grid voltage minus 2.0 V)	1.4	—
Amplification factor (at: filament voltage 6.3 V, plate voltage 250 V, grid voltage minus 2.0 V)	83	—
Cathode - heater insulation resistance, M Ω (at: filament voltage 6.3 V, cathode -heater voltage ±200 V)	20	—

Limiting Values

Parameters, units	Nominal	
	min	max
Filament voltage, V	6	6.6
Plate voltage, V	—	330
Cathode - heater voltage, V	—	± 200
Cathode current, mA	—	9.0
Power dissipation at the plate of each triode, W	—	1.2
Grid circuit resistance for each of the triodes, M Ω fixed bias self - bias	 — —	 1.0 2.2
Grid voltage, negative, V	—	55

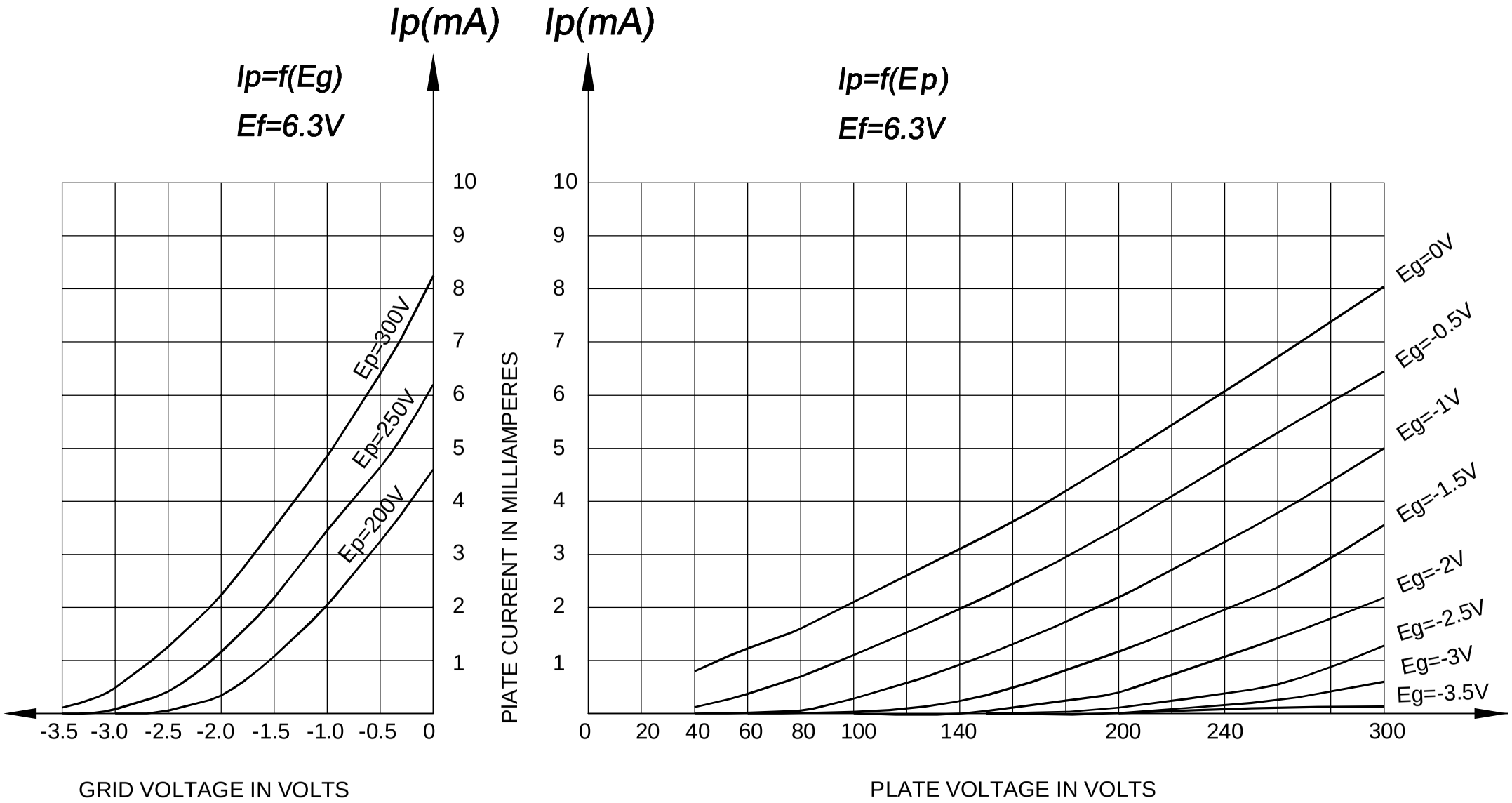
Ip(mA)
Ip=f(Eg)
Ef=6.3V
Ep=300V
Ep=250V
Ep=200V
10
9
8
7
6
5
4
3
2
1
-3.5 -3.0 -2.5 -2.0 -1.5 -1.0 -0.5 0
GRID VOLTAGE IN VOLTS
PIATE CURRENT IN MILLIAMPERES
Ip(mA)
Ip=f(Ep)
Ef=6.3V
Eg=0V
Eg=-0.5V
Eg=-1V
Eg=-1.5V
Eg=-2V
Eg=-2.5V
Eg=-3V
Eg=-3.5V
0 20 40 60 80 100 140 200 240 300
PLATE VOLTAGE IN VOLTS