Color Television Type

IF AMPLIFIER

6DE6

4DE6

Sharp Cutoff Pentode

Construction .....Miniature T-5½
Base .....Button 7 Pin, E7-1
Basing 7CM
Outline 5-2
Maximum Diameter .....0.750 In.
Maximum Seated Height .....1.875 In.
Maximum Overall Height .....2.125 In.

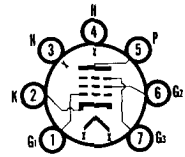

7CM

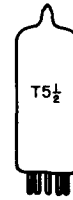

ELECTRICAL DATA

HEATER OPERATION

	4DE6	6DE6
Heater Voltage	4.2	6.3 Volts
Heater Current	450	300 Ma
Heater Warm-up Time	11	— Seconds
Maximum Heater-Cathode Voltage		
Heater Negative with Respect to Cathode		
Total DC and Peak		200 Volts
Heater Positive with Respect to Cathode		
DC		100 Volts
Total DC and Peak		200 Volts

DIRECT INTERELECTRODE CAPACITANCES

	Shielded	Unshielded
Grid No. 1 to Plate	0.015	0.025 Pf
Input: g1 to (h + k + g2 + g3 + IS)	6.5	6.5 Pf
Output: p to (h + k + g2 + g3 + IS)	3.0	2.0 Pf

RATINGS (Design Maximum Rating System)

Class A1 Amplifier

Plate Voltage (Max.)	330 Volts
Grid No. 2 Supply Voltage (Max.)	330 Volts
Grid No. 2 Voltage	See Rating Chart (Gen. Info. Sec.)
Plate Dissipation (Max.)	2.3 Watts
Grid No. 2 Input (Max.)	0.55 Watt
Positive Grid No. 1 Voltage (Max.)	0 Volt

CHARACTERISTICS AND TYPICAL OPERATION

Class A1 Amplifier

Plate Voltage	125 Volts
Grid No. 3 Voltage	Connected to Cathode at Socket
Grid No. 2 Voltage	125 Volts
Cathode Bias Resistor	56 Ohms
Plate Current	15.5 Ma
Grid No. 2 Current	4.2 Ma
Transconductance	8000 μmhos
Plate Resistance (Approx.)	0.25 Megohm
Transconductance with Ec1 = −5.5, Rk = 0	700 μmhos
Ec1 for Ib = 20 μa	−9 Volts

VERTICAL DEFLECTION OSCILLATOR and AMPLIFIER

6DE7

10DE7, 13DE7, 19DE7

Dissimilar Double Triode

Construction .....Miniature T-6½
Base .....Button 9 Pin, E9-1
Basing 9HF
Outline 6-3
Maximum Diameter .....0.875 In.
Maximum Seated Height .....2.375 In.
Maximum Overall Height .....2.625 In.

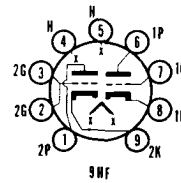
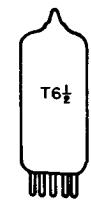
9HF