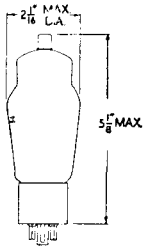

Current Equipment Type

TYPE 6CD6G (OCTAL BASE) LINE TIME BASE OUTPUT VALVE

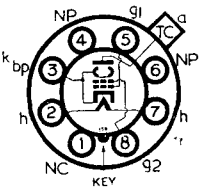

The BRIMAR 6CD6G is designed for television line time base output service in applications where the power requirements are greater than can be satisfied by the 6BG6G. Its features include high anode current at low anode voltage, and high ratio of anode to screen current. Type 6CD6G is suitable for scanning wide angle cathode ray tubes up to 21″ in size. When used in conjunction with type 6U4GT, efficient operation may be secured at low H.T. rail voltages.

RATINGS

Heater Voltage	6.3 volts
Heater Current	2.5 amps.
Direct Anode Voltage	700 volts max.
*Peak Positive Anode Pulse Voltage	6,600 volts max.
Anode Dissipation	15 watts max.
Direct Screen (g_2) Voltage	175 volts max.
Screen Dissipation	3 watts max.
Direct Control Grid (g_1) Voltage	–50 volts max.
*Peak Negative Control Grid Voltage	–200 volts max.
Heater to Cathode Potential	250 volts max.
Direct Cathode Current	200 mA max.
Peak Cathode Current	700 mA max.

OPERATING CHARACTERISTICS

Anode Voltage	200 volts
Anode Current	64 mA
Screen Voltage	150 volts
Screen Current	3 mA
Control Grid Voltage	–30 volts
Mutual Conductance	6.7 mA/V
Inner Amplification Factor (μ_{g_1, g_2})	3.5

INTER-ELECTRODE CAPACITANCES

Input (c_{in})	26 pF
Output (c_{out})	10 pF
Anode to Grid ($c_{g_1, a}$)	1.0 pF

* *The duty cycle must not exceed 15 per cent of the scanning cycle, and its duration must not exceed 15μ seconds.*

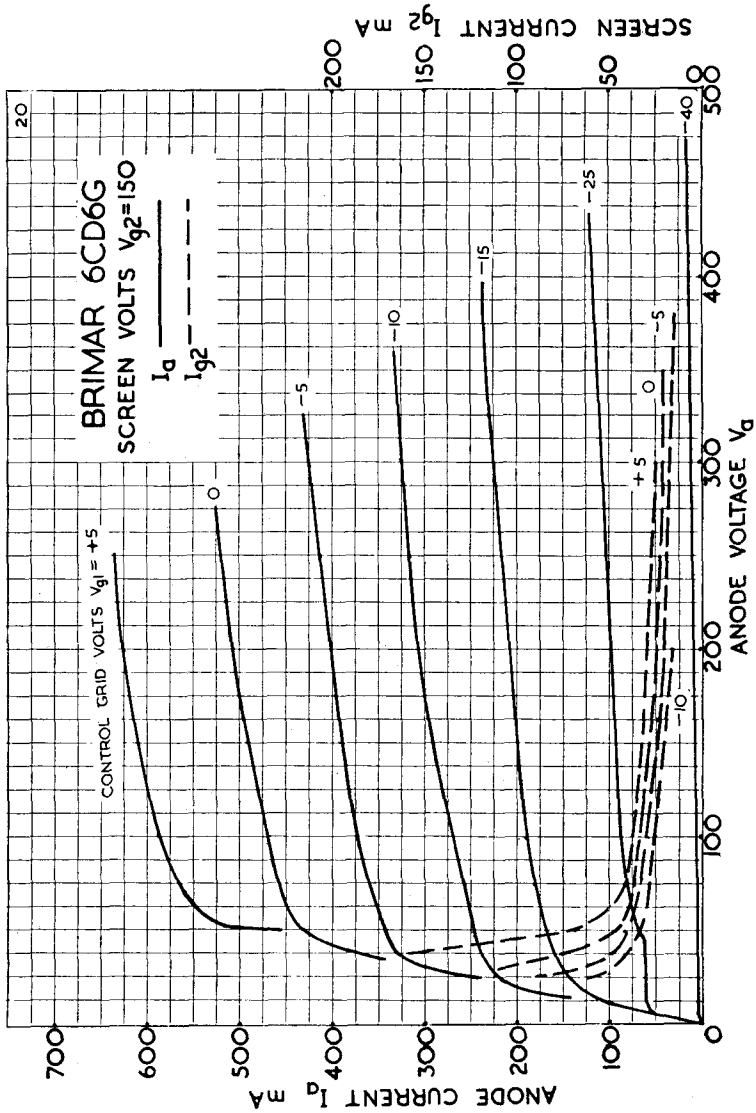
BRIMAR 6CD6G
SCREEN VOLTS V_{g2}=150
I_a
I_{g2}
CONTROL GRID VOLTS V_{g1} = +5
0
-5
-10
-15
-25
+5
0
-5
-10
-40
ANODE VOLTAGE V_a
0
100
200
300
400
500
ANODE CURRENT I_a mA
0
100
200
300
400
500
600
700
SCREEN CURRENT I_{g2} mA
0
50
100
150
200
20