AMPLIFIER, PHASE INVERTER

6C10

Triple High Mu Triode

Construction.....Compactron T-9
Base .....Button 12 Pin, E12-70
Basing 12BQ
Outline 9-56
Maximum Diameter .....1.188 In.
Maximum Seated Height .....1.500 In.
Maximum Overall Height .....1.875 In.

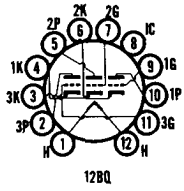

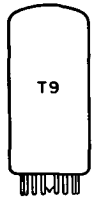

ELECTRICAL DATA

HEATER OPERATION

Heater Voltage	6.3 Volts
Heater Current	600 Ma
Maximum Heater-Cathode Voltage	
Heater Negative with Respect to Cathode	
Total DC and Peak	200 Volts
Heater Positive with Respect to Cathode	
DC	100 Volts
Total DC and Peak	200 Volts

DIRECT INTERELECTRODE CAPACITANCES (Unshielded)

	Section 1	Section 2	Section 3
Grid to Plate (g to p)	1.7	1.7	1.7 Pf
Input: g to (h + k + IS)	1.6	1.6	1.6 Pf
Output: p to (h + k + IS)	0.30	0.24	0.34 Pf

RATINGS (Design Maximum Rating System) (Each Section)

Plate Voltage (Max.)	330 Volts
Plate Dissipation (Max.)	1.0 Watt
Total Plate Dissipation (All Plates) (Max.)	3.0 Watts
Positive DC Grid No. 1 Voltage	0 Volt
Negative DC Grid No. 1 Voltage	50 Volts
Grid Circuit Resistance	
With Fixed Bias (Max.)	0.25 Megohm
With Cathode Bias (Max.)	1.0 Megohm

CHARACTERISTICS AND TYPICAL OPERATION (Each Section)
Class A1 Amplifier

Plate Voltage	100	250 Volts
Grid Voltage	–1.0	–2.0 Volts
Amplification Factor	100	100
Plate Resistance (Approx.)	80,000	62,500 Ohms
Transconductance	1250	1600 μmhos
Plate Current	0.5	1.2 Ma

AUDIO POWER AMPLIFIER

6CA7/EL34

Beam Pentode

Construction .....Octal, Metal
Base .....Octal 8 Pin
Basing 8ET
Outline
Maximum Diameter .....1.500 In.
Maximum Seated Height .....3.875 In.
Maximum Overall Height .....4.438 In.

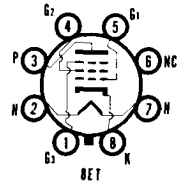



ELECTRICAL DATA

HEATER OPERATION

Heater Voltage	6.3 Volts
Heater Current	1500 Ma