TUNG-SOL

PENTODE

MINIATURE TYPE

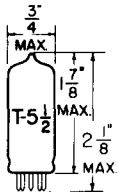

GLASS BULB

COATED UNIPOTENTIAL CATHODE

HEATER
6.3 VOLTS 0.3 AMP.
AC OR DC

ANY MOUNTING POSITION

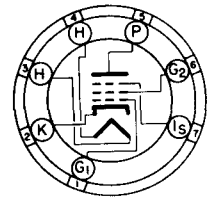

BOTTOM VIEW
MINIATURE BUTTON
7 PIN BASE
7CM

THE 6BZ6 IS A HIGH TRANSCONDUCTANCE, SEMI-REMOTE CUT-OFF, PENTODE AMPLIFIER. IT IS DESIGNED FOR SERVICE AS AN AUTOMATIC GAIN CONTROLLED IF AMPLIFIER IN 300 MA. SERIES HEATER OPERATED TELEVISION RECEIVERS. THERMAL CHARACTERISTICS OF THE HEATER ARE CONTROLLED SUCH THAT HEATER VOLTAGE SURGES DURING THE WARM-UP CYCLE ARE MINIMIZED PROVIDED IT IS USED WITH OTHER TYPES WHICH ARE SIMILARLY CONTROLLED. WITH THE EXCEPTION OF HEATER RATINGS, ITS CHARACTERISTICS ARE IDENTICAL TO THE 3BZ6.

DIRECT INTERELECTRODE CAPACITANCES ←

	WITH SHIELD[A]	WITHOUT SHIELD	
GRID TO PLATE: G_1 TO P (MAX.)	.015	.025	μμf
INPUT: G_1 TO $(H+K+G_2+G_3+IS)$	7.0	7.0	μμf
OUTPUT: P TO $(H+K+G_2+G_3+IS)$	3.0	2.0	μμf

[A] EXTERNAL SHIELD #316 CONNECTED TO CATHODE AT SOCKET.

RATINGS[B]

INTERPRETED ACCORDING TO DESIGN CENTER VALUES

HEATER VOLTAGE	6.3±10% ←	VOLTS
MAXIMUM HEATER CATHODE VOLTAGE:		
HEATER NEGATIVE WITH RESPECT TO CATHODE		
TOTAL DC AND PEAK	200	VOLTS
HEATER POSITIVE WITH RESPECT TO CATHODE		
DC	100	VOLTS
TOTAL DC AND PEAK	200	VOLTS
MAXIMUM PLATE VOLTAGE	330 ←	VOLTS
MAXIMUM GRID #2 VOLTAGE	SEE RATING CURVE	
MAXIMUM PLATE DISSIPATION	2.3 ←	WATTS
MAXIMUM GRID #2 DISSIPATION	0.55 ←	WATT
MAXIMUM GRID #2 SUPPLY VOLTAGE	330 ←	VOLTS
MAXIMUM POSITIVE DC GRID #1 VOLTAGE*	0	VOLTS
		MEGOHM

[B] DESIGN MAXIMUM RATINGS ARE THE LIMITING VALUES EXPRESSED WITH RESPECT TO BOGIE TUBES AT WHICH SATISFACTORY TUBE LIFE CAN BE EXPECTED TO OCCUR IN THE TYPES OF SERVICE FOR WHICH THE TUBE IS RATED. THEREFORE, THE EQUIPMENT DESIGNER MUST ESTABLISH THE CIRCUIT DESIGN SO THAT INITIALLY AND THROUGHOUT EQUIPMENT LIFE NO DESIGN MAXIMUM VALUE IS EXCEEDED WITH A BOGIE TUBE UNDER THE WORST PROBABLE OPERATING CONDITIONS WITH RESPECT TO SUPPLY-VOLTAGE VARIATION, EQUIPMENT COMPONENT VARIATION, EQUIPMENT CONTROL ADJUSTMENT, LOAD VARIATION, AND ENVIRONMENTAL CONDITIONS.

CONTINUED ON FOLLOWING PAGE

→ INDICATES A CHANGE.
* INDICATES AN ADDITION.

TUNG-SOL

PENTODE

MINIATURE TYPE

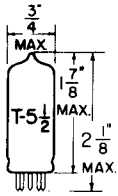

GLASS BULB

COATED UNIPOTENTIAL CATHODE

HEATER

6.3 VOLTS 0.3 AMP.

AC OR DC

ANY MOUNTING POSITION



BOTTOM VIEW

MINIATURE BUTTON
7 PIN BASE

7CM

THE 6BZ6 IS A HIGH TRANSCONDUCTANCE, SEMI-REMOTE CUT-OFF, PENTODE AMPLIFIER. IT IS DESIGNED FOR SERVICE AS AN AUTOMATIC GAIN CONTROLLED IF AMPLIFIER IN 300 MA. SERIES HEATER OPERATED TELEVISION RECEIVERS. THERMAL CHARACTERISTICS OF THE HEATER ARE CONTROLLED SUCH THAT HEATER VOLTAGE SURGES DURING THE WARM-UP CYCLE ARE MINIMIZED PROVIDED IT IS USED WITH OTHER TYPES WHICH ARE SIMILARLY CONTROLLED. WITH THE EXCEPTION OF HEATER RATINGS, ITS CHARACTERISTICS ARE IDENTICAL TO THE 3BZ6.

DIRECT INTERELECTRODE CAPACITANCES ←

	WITH SHIELD[A]	WITHOUT SHIELD	
GRID TO PLATE: G_1 TO P (MAX.)	.015	.025	μμf
INPUT: G_1 TO $(H+K+G_2+G_3+IS)$	7.0	7.0	μμf
OUTPUT: P TO $(H+K+G_2+G_3+IS)$	3.0	2.0	μμf

[A] EXTERNAL SHIELD #316 CONNECTED TO CATHODE AT SOCKET.

RATINGS[B]

INTERPRETED ACCORDING TO DESIGN CENTER VALUES

HEATER VOLTAGE	6.3±10% ←	VOLTS
MAXIMUM HEATER CATHODE VOLTAGE:		
HEATER NEGATIVE WITH RESPECT TO CATHODE		
TOTAL DC AND PEAK	200	VOLTS
HEATER POSITIVE WITH RESPECT TO CATHODE		
DC	100	VOLTS
TOTAL DC AND PEAK	200	VOLTS
MAXIMUM PLATE VOLTAGE	330 ←	VOLTS
MAXIMUM GRID #2 VOLTAGE	SEE RATING CURVE	
MAXIMUM PLATE DISSIPATION	2.3 ←	WATTS
MAXIMUM GRID #2 DISSIPATION	0.55 ←	WATT
MAXIMUM GRID #2 SUPPLY VOLTAGE	330 ←	VOLTS
MAXIMUM POSITIVE DC GRID #1 VOLTAGE*	0	VOLTS
		MEGOHM

[B] DESIGN MAXIMUM RATINGS ARE THE LIMITING VALUES EXPRESSED WITH RESPECT TO BOGIE TUBES AT WHICH SATISFACTORY TUBE LIFE CAN BE EXPECTED TO OCCUR IN THE TYPES OF SERVICE FOR WHICH THE TUBE IS RATED. THEREFORE, THE EQUIPMENT DESIGNER MUST ESTABLISH THE CIRCUIT DESIGN SO THAT INITIALLY AND THROUGHOUT EQUIPMENT LIFE NO DESIGN MAXIMUM VALUE IS EXCEEDED WITH A BOGIE TUBE UNDER THE WORST PROBABLE OPERATING CONDITIONS WITH RESPECT TO SUPPLY-VOLTAGE VARIATION, EQUIPMENT COMPONENT VARIATION, EQUIPMENT CONTROL ADJUSTMENT, LOAD VARIATION, AND ENVIRONMENTAL CONDITIONS.

CONTINUED ON FOLLOWING PAGE

→ INDICATES A CHANGE.

* INDICATES AN ADDITION.

PRINTED IN U.S.A.

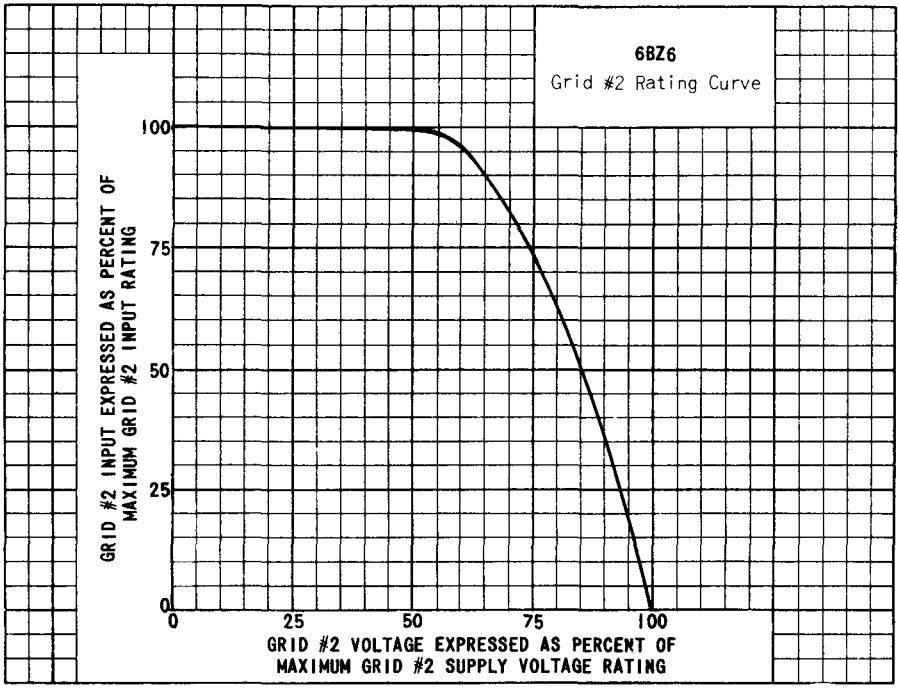

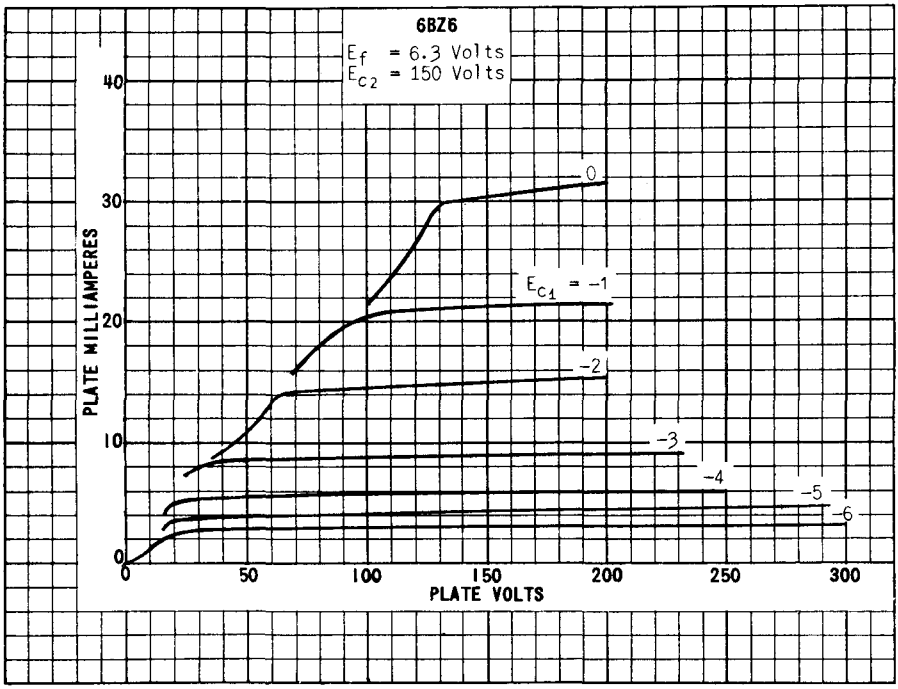

PRINTED IN U.S.A.

6BZ6

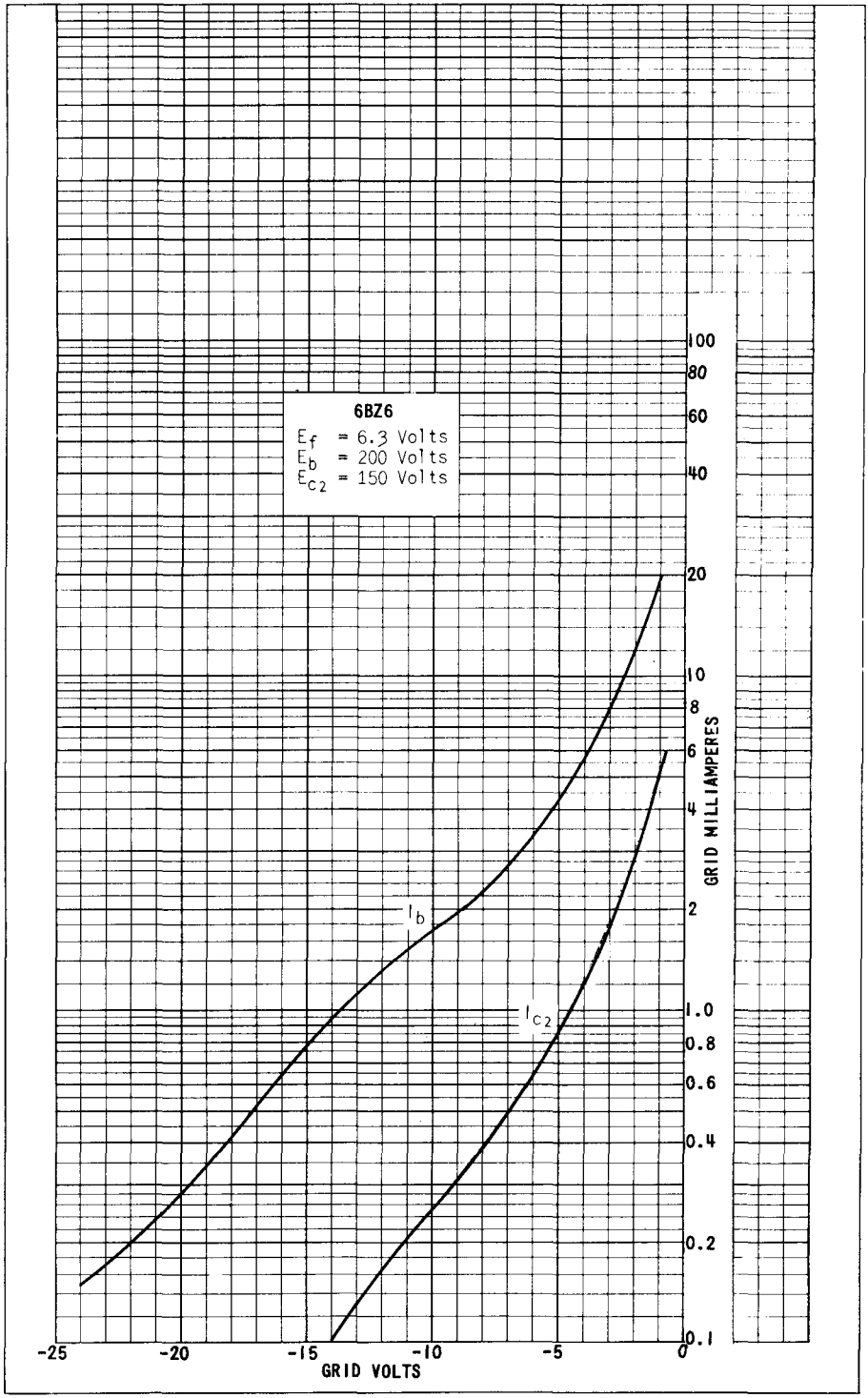
6BZ6
E_f = 6.3 Volts
E_b = 200 Volts
E_{c2} = 150 Volts
I_b
I_{c2}
100
80
60
40
20
10
8
6
4
2
1.0
0.8
0.6
0.4
0.2
0.1
GRID MILLIAMPERES
-25
-20
-15
-10
-5
0
GRID VOLTS

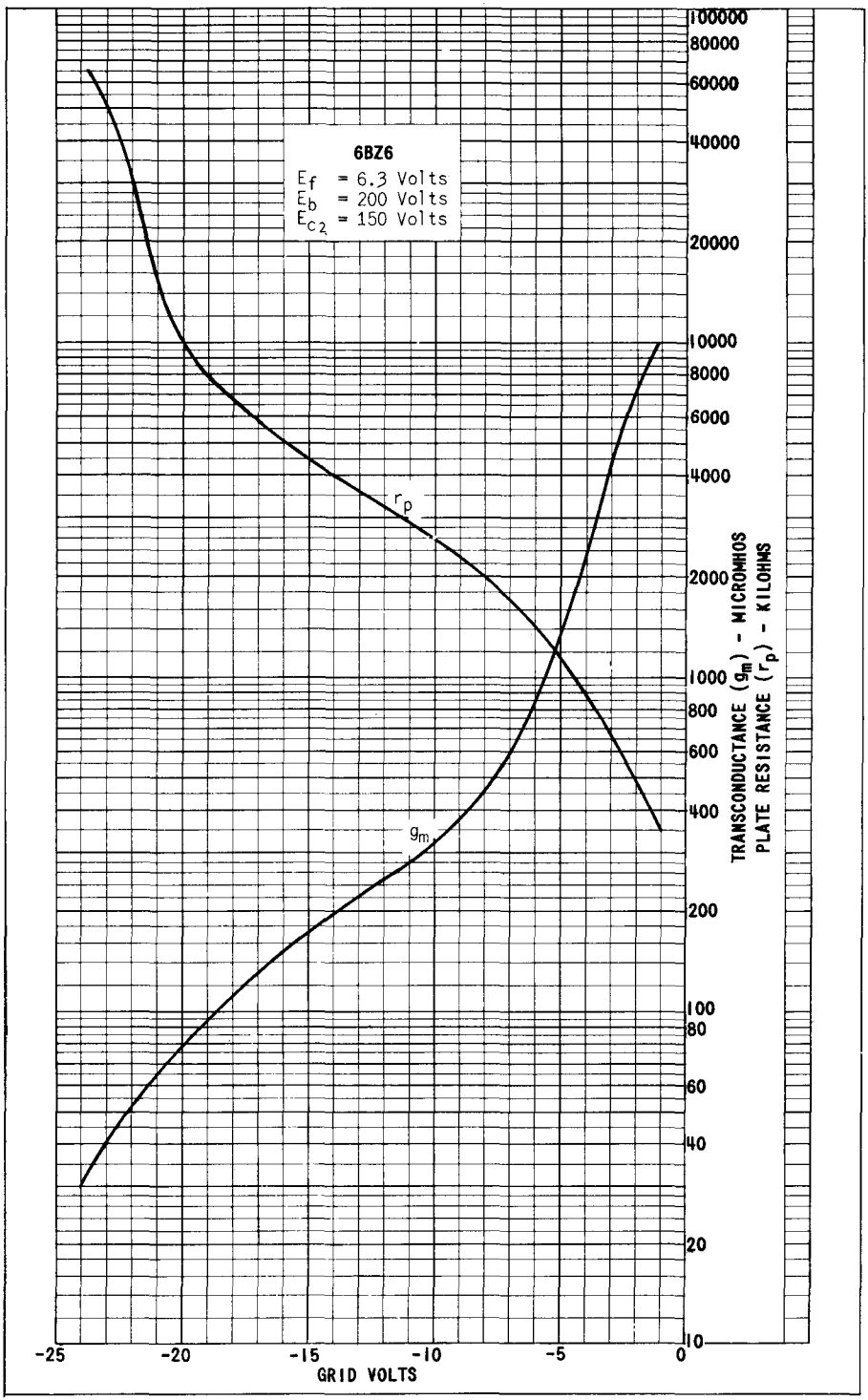

PRINTED IN U.S.A.