Plate Resistance (Approx.)	—	45,000 Ohms
Transconductance	—	10,400 μmhos
Plate Current	34	17 Ma
Screen Current	13	4.0 Ma
Grid No. 1 Voltage (Approx.) Ib = 100 μa	—	-6 Volts

NOTE:
(1) Applied for short interval (two seconds maximum) so as not to damage tube.

Color Television Type

DAMPER

6BE3A

12BE3A, 17BE3A

Heater-Cathode Diode

Construction.....Compactron T-9
Base .....Button 12 Pin, E12-70
Basing 12GA
Outline 9-60
Maximum Diameter .....1.188 In.
Maximum Seated Height .....2.500 In.
Maximum Overall Height .....2.875 In.

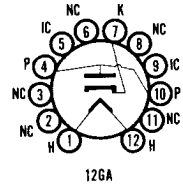

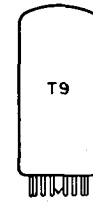

ELECTRICAL DATA
HEATER OPERATION

	17BE3A	12BE3A	6BE3A
Heater Voltage	16.8	12.6	6.3 Volts
Heater Current	450	600	1200 Ma
Heater Warm-up Time	11	11	— Seconds

Maximum Heater-Cathode Voltage
Heater Negative with Respect to Cathode
DC ..... 900 Volts
Total DC and Peak..... 5000 Volts
Heater Positive with Respect to Cathode
DC ..... 100 Volts
Total DC and Peak..... 300 Volts

DIRECT INTERELECTRODE CAPACITANCES (Unshielded)
Heater to Cathode ..... 3.4 Pf
Plate to Cathode and Heater..... 8.0 Pf
Cathode to Plate and Heater..... 10 Pf

RATINGS (Design Maximum Rating System)
Damper Service
Peak Inverse Plate Voltage(1) (Max.) ..... 5000 Volts
Plate Dissipation (Max.) ..... 6.5 Watts
Steady State Peak Current (Max.) ..... 1200 Ma
DC Plate Current (Max.) ..... 200 Ma

CHARACTERISTICS AND TYPICAL OPERATION
Tube Voltage Drop for Ib = 350 Ma DC..... 22.5 Volts

NOTE:
(1) For operation in a 525 line, 30 frame system as described in "Standards of Good Engineering Practice for Television Broadcast Stations; Federal Communications Commission," the duty cycle of the voltage pulse must not exceed 15% of one horizontal scanning cycle.

AM/FM PENTAGRID CONVERTER

6BE6

3BE6, 4BE6, 12BE6

Heptode
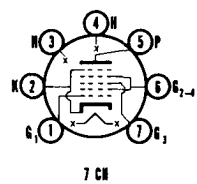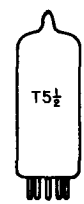
Construction .....Miniature T-5½
Base .....Button 7 Pin, E7-1
Basing 7CH
Outline 5-2
Maximum Diameter .....0.750 In.
Maximum Seated Height .....1.875 In.
Maximum Overall Height .....2.125 In.