SYLVANIA

engineering data service

SYLVANIA

6BC7

MECHANICAL DATA

Bulb	T-6½
Base	E9-1 Small Button 9-Pin
Outline	6-2
Basing	9AX
Cathode	Coated Unipotential
Mounting Position	Any

ELECTRICAL DATA

HEATER CHARACTERISTICS

Heater Voltage	6.3 Volts
Heater Current	450 Ma
Peak Heater-Cathode Voltage	
Heater Negative with Respect to Cathode	200 Volts Max.
Heater Positive with Respect to Cathode	200 Volts Max.

DIRECT INTERELECTRODE CAPACITANCES (Unshielded)

Plate No. 1 to Cathode No. 1, Heater and Internal Shield	3.5 μμf
Plate No. 2 to Cathode No. 2, Heater and Internal Shield	5.5 μμf
Plate No. 3 to Cathode No. 3, Heater and Internal Shield	3.5 μμf

RATINGS (Design Center Values — Each Section)

Peak Inverse Plate Voltage	330 Volts Max.
DC Output Current	12 Ma Max.
Peak Plate Current	54 Ma Max.

CHARACTERISTICS

Plate Current at E_b = 5 Volts	
Diode No. 1	35 Ma
Diode No. 3	35 Ma
Plate Current at E_b = 0 Volts	
Diode No. 1	21 μa Max.
Diode No. 3	21 μa Max.
Plate Current Ratio at E_b = 5 Volts	
Diode No.1:No. 3 and/or Diode No. 3:No. 1	1.3 Max.

QUICK REFERENCE DATA

The Sylvania Type 6BC7 is a miniature triple diode featuring separate unipotential cathodes for each section.

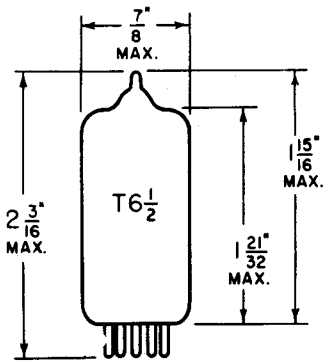

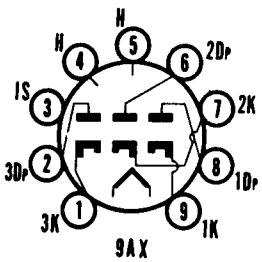

SYLVANIA ELECTRIC PRODUCTS INC.

RADIO TUBE DIVISION
EMPORIUM, PA.

Prepared and Released By The TECHNICAL PUBLICATIONS SECTION EMPORIUM, PENNSYLVANIA

APRIL 1955
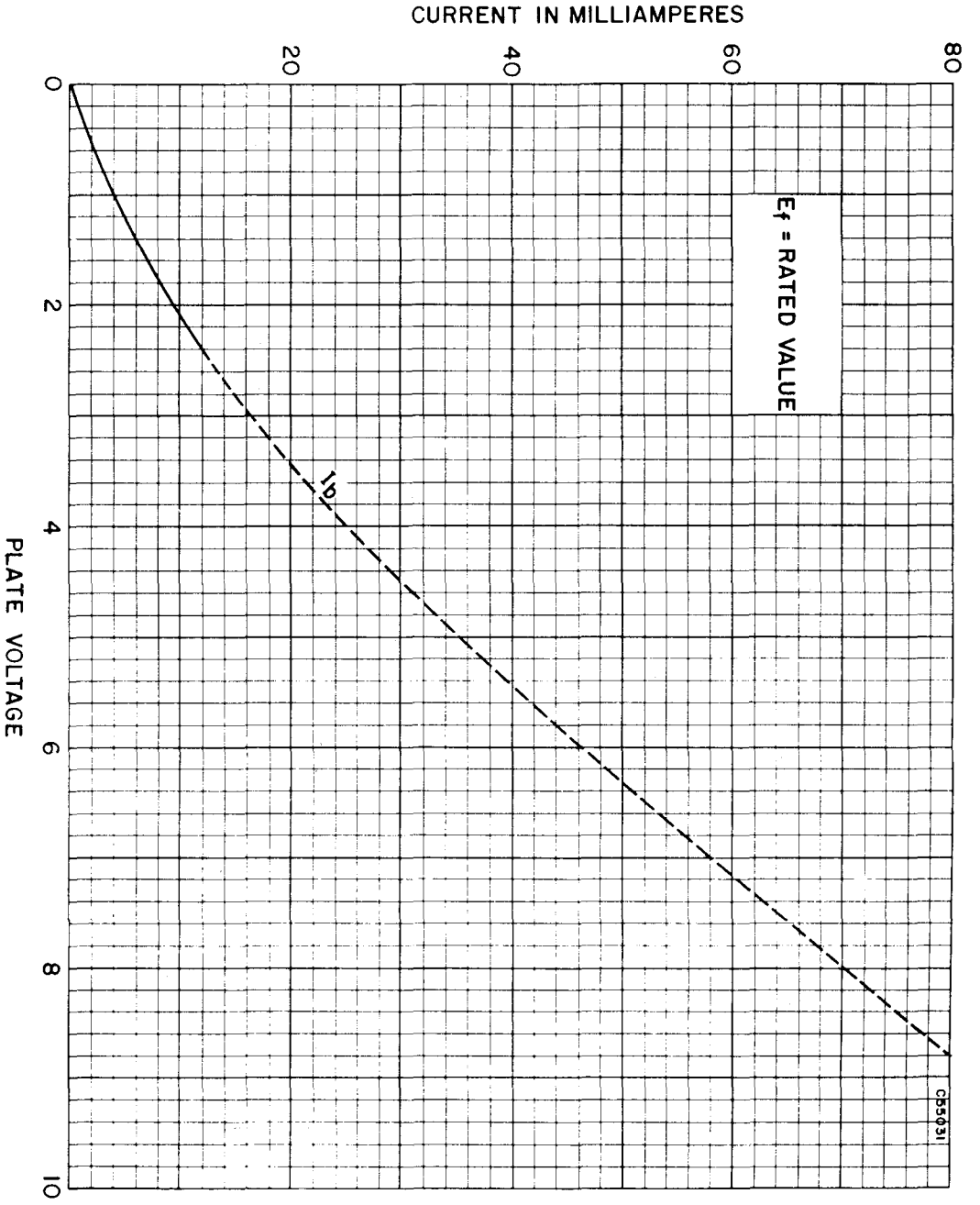
AVERAGE PLATE CHARACTERISTICS