TUNG-SOL

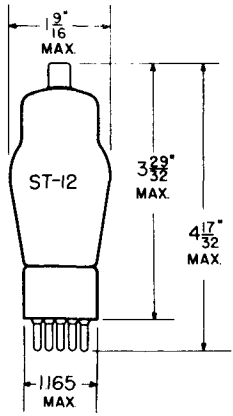

2B7, 6B7

SMALL METAL CAP

DUO-DIODE PENTODE AMPLIFIER

COATED UNIPOTENTIAL CATHODE

2B7 -	2.5 VOLTS	0.8 AMPERE
6B7 -	6.3 VOLTS	0.3 AMPERE
6B8G -	6.3 VOLTS	0.3 AMPERE

AC OR DC

GLASS BULB

ANY MOUNTING POSITION

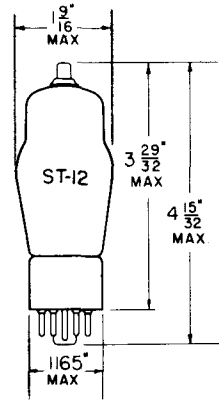

6B8G

SKIRTED MINIATURE CAP

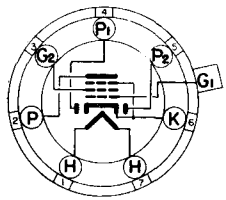

BOTTOM VIEW

SMALL 7-PIN BASE

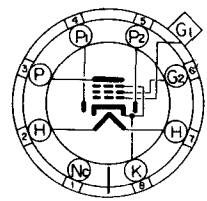

BOTTOM VIEW

SMALL SHELL 8-PIN OCTAL BASE

THE 2B7, 6B7, AND 6B8G CONSIST OF TWO DIODES AND A PENTODE UTILIZING A COMMON CATHODE. THEY ARE DESIGNED FOR SERVICE AS COMBINED DETECTORS, AVC RECTIFIERS AND PENTODE AMPLIFIERS.

RATINGS

INTERPRETED ACCORDING TO RMA STANDARD M8-210

MAXIMUM PLATE VOLTAGE	300	VOLTS
MAXIMUM SCREEN SUPPLY VOLTAGE	300	VOLTS
MAXIMUM SCREEN VOLTAGE	125	VOLTS
MINIMUM EXTERNAL GRID BIAS VOLTAGE	0	VOLTS
MINIMUM DIODE CURRENT PER PLATE WITH 10 VOLTS DC	0.8	MA.
MAXIMUM PLATE DISSIPATION	2.25	WATTS
MAXIMUM SCREEN DISSIPATION	0.3	WATTS

CONTINUED ON NEXT PAGE

PRINTED IN U. S. A.

PLATE 1553
JAN. 15 1945

COPYRIGHT 1945 BY TUNG-SOL LAMP WORKS INC. ELECTRONIC TUBE DIVISION NEWARK, NEW JERSEY, U. S. A.

CONTINUED FROM PRECEDING PAGE

DIRECT INTERELECTRODE CAPACITANCES

WITH EXTERNAL SHIELD CONNECTED TO CATHODE

PENTODE UNIT

	2B7, 6B7	6B8G	
INPUT: G1 TO (F+K+G2+G3)	3.5	3.6	μμf
OUTPUT: P TO (F+K+G2+G3)	9.5	9.5	μμf
CONTROL GRID TO PLATE	0.007 (MAX.)	0.01 (MAX.)	μμf

TYPICAL OPERATING CONDITIONS AND CHARACTERISTICS

CLASS A_1 AMPLIFIER

PENTODE UNIT

PLATE VOLTAGE	100	180	250	250	VOLTS
SCREEN VOLTAGE	100	75	100	125	VOLTS
CONTROL GRID VOLTAGE	-3.0	-3.0	-3.0	-3.0	VOLTS
PLATE CURRENT	5.8	3.4	6.0	9.0	MA.
SCREEN CURRENT	1.7	0.9	1.5	2.3	MA.
PLATE RESISTANCE (APPROX.)	0.3	1.0	0.8	0.6	MEGOHM
TRANSCONDUCTANCE	950	840	1 000	1 125	μMHOS
GRID BIAS (FOR CATHODE CURRENT CUT-OFF, APPROX.)	-17	-13	-17	-21	VOLTS

COPYRIGHT 1945 BY TUNG-SOL LAMP WORKS INC. ELECTRONIC TUBE DIVISION NEWARK, NEW JERSEY, U. S. A.